

Doing Business 2016

Measuring Regulatory Quality and Efficiency

Economy Profile 2016

Ukraine



COMPARING BUSINESS REGULATION FOR DOMESTIC FIRMS IN 189 ECONOMIES

© 2016 The International Bank for Reconstruction and Development / The World Bank
1818 H Street NW, Washington, DC 20433
Telephone: 202-473-1000; Internet: www.worldbank.org

Some rights reserved
1 2 3 4 18 17 16 15

This work is a product of the staff of The World Bank with external contributions. The findings, interpretations, and conclusions expressed in this work do not necessarily reflect the views of The World Bank, its Board of Executive Directors, or the governments they represent. The World Bank does not guarantee the accuracy of the data included in this work. The boundaries, colors, denominations, and other information shown on any map in this work do not imply any judgment on the part of The World Bank concerning the legal status of any territory or the endorsement or acceptance of such boundaries.

Nothing herein shall constitute or be considered to be a limitation upon or waiver of the privileges and immunities of The World Bank, all of which are specifically reserved.



This work is available under the Creative Commons Attribution 3.0 IGO license (CC BY 3.0 IGO). <http://creativecommons.org/licenses/by/3.0/igo>. Under the Creative Commons Attribution license, you are free to copy, distribute, transmit, and adapt this work, including for commercial purposes, under the following conditions:

Attribution—Please cite the work as follows: World Bank. 2016. *Doing Business 2016: Measuring Regulatory Quality and Efficiency*. Washington, DC: World Bank Group. DOI: 10.1596/978-1-4648-0667-4. License: Creative Commons Attribution CC BY 3.0 IGO

Translations—If you create a translation of this work, please add the following disclaimer along with the attribution: *This translation was not created by The World Bank and should not be considered an official World Bank translation. The World Bank shall not be liable for any content or error in this translation.*

Adaptations—If you create an adaptation of this work, please add the following disclaimer along with the attribution: *This is an adaptation of an original work by The World Bank. Views and opinions expressed in the adaptation are the sole responsibility of the author or authors of the adaptation and are not endorsed by The World Bank.*

Third-party content—The World Bank does not necessarily own each component of the content contained within the work. The World Bank therefore does not warrant that the use of any third-party-owned individual component or part contained in the work will not infringe on the rights of those third parties. The risk of claims resulting from such infringement rests solely with you. If you wish to re-use a component of the work, it is your responsibility to determine whether permission is needed for that re-use and to obtain permission from the copyright owner. Examples of components can include, but are not limited to, tables, figures or images.

All queries on rights and licenses should be addressed to the Publishing and Knowledge Division, The World Bank, 1818 H Street NW, Washington, DC 20433, USA; fax: 202-522-2625; e-mail: pubrights@worldbank.org.

ISBN (paper): 978-1-4648-0667-4
ISBN (electronic): 978-1-4648-0668-1
DOI: 10.1596/978-1-4648-0667-4
ISSN: 1729-2638

Cover design: Corporate Visions, Inc.

CONTENTS

Introduction	4
Starting a business	16
Dealing with construction permits	23
Getting electricity	37
Registering property	47
Getting credit	59
Protecting minority investors	65
Paying taxes	71
Trading across borders	75
Enforcing contracts	82
Resolving insolvency	90
Labor market regulation	98
Distance to frontier and ease of doing business ranking	104
Resources on the <i>Doing Business</i> website	108

INTRODUCTION

Doing Business sheds light on how easy or difficult it is for a local entrepreneur to open and run a small to medium-size business when complying with relevant regulations. It measures and tracks changes in regulations affecting 11 areas in the life cycle of a business: starting a business, dealing with construction permits, getting electricity, registering property, getting credit, protecting minority investors, paying taxes, trading across borders, enforcing contracts, resolving insolvency and labor market regulation. *Doing Business 2016* presents the data for the labor market regulation indicators in an annex. The report does not present rankings of economies on labor market regulation indicators or include the topic in the aggregate distance to frontier score or ranking on the ease of doing business.

In a series of annual reports *Doing Business* presents quantitative indicators on business regulations and the protection of property rights that can be compared across 189 economies, from Afghanistan to Zimbabwe, over time. The data set covers 47 economies in Sub-Saharan Africa, 32 in Latin America and the Caribbean, 25 in East Asia and the Pacific, 25 in Eastern Europe and Central Asia, 20 in the Middle East and North Africa and 8 in South Asia, as well as 32 OECD high-income economies. The indicators are used to analyze economic outcomes and identify what reforms have worked, where and why.

This economy profile presents the *Doing Business* indicators for Ukraine. To allow useful comparison, it also

provides data for other selected economies (comparator economies) for each indicator. The data in this report are current as of June 1, 2015 (except for the paying taxes indicators, which cover the period January–December 2014).

The *Doing Business* methodology has limitations. Other areas important to business—such as an economy's proximity to large markets, the quality of its infrastructure services (other than those related to trading across borders and getting electricity), the security of property from theft and looting, the transparency of government procurement, macroeconomic conditions or the underlying strength of institutions—are not directly studied by *Doing Business*. The indicators refer to a specific type of business, generally a local limited liability company operating in the largest business city. Because standard assumptions are used in the data collection, comparisons and benchmarks are valid across economies. The data not only highlight the extent of obstacles to doing business; they also help identify the source of those obstacles, supporting policy makers in designing regulatory reform.

More information is available in the full report. *Doing Business 2016* presents the indicators, analyzes their relationship with economic outcomes and presents business regulatory reforms. The data, along with information on ordering *Doing Business 2016*, are available on the *Doing Business* website at <http://www.doingbusiness.org>.

CHANGES IN *DOING BUSINESS 2016*

As part of a two-year update in methodology, *Doing Business 2016* expands the focus of five indicator sets (dealing with construction permits, getting electricity, registering property, enforcing contracts and labor market regulation), substantially revises the methodology for one indicator set (trading across borders) and implements small updates to the methodology for another (protecting minority investors).

The indicators on dealing with construction permits now include an index of the quality of building regulation and its implementation. The getting electricity indicators now include a measure of the price of electricity consumption and an index of the reliability of electricity supply and transparency of tariffs. Starting this year, the registering property indicators include an index of the quality of the land administration system in each economy in addition to the indicators on the number of procedures and the time and cost to transfer property. And for enforcing contracts an index of the quality and efficiency of judicial processes has been added while the indicator on the number of procedures to enforce a contract has been dropped.

The scope of the labor market regulation indicator set has also been expanded, to include more areas capturing aspects of job quality. The labor market regulation indicators continue to be excluded from the aggregate distance to frontier score and ranking on the ease of doing business.

The case study underlying the trading across borders indicators has been changed to increase its relevance. For each economy the export product and partner are now determined on the basis of the economy's comparative advantage, the import product is auto parts, and the import partner is selected on the basis of which economy has the highest trade value in that product. The indicators continue to measure the time and cost to export and import.

Beyond these changes there is one other update in methodology, for the protecting minority investors indicators. A few points for the extent of shareholder governance index have been fine-tuned, and the index now also measures aspects of the regulations applicable to limited companies rather than privately held joint stock companies.

For more details on the changes, see the "What is changing in *Doing Business?*" chapter starting on page 27 of the *Doing Business 2016* report. For more details on the data and methodology, please see the "Data Notes" chapter starting on page 119 of the *Doing Business 2016* report. For more details on the distance to frontier metric, please see the "Distance to frontier and ease of doing business ranking" chapter in this profile.

THE BUSINESS ENVIRONMENT

For policy makers trying to improve their economy's regulatory environment for business, a good place to start is to find out how it compares with the regulatory environment in other economies. *Doing Business* provides an aggregate ranking on the ease of doing business based on indicator sets that measure and benchmark regulations applying to domestic small to medium-size businesses through their life cycle. Economies are ranked from 1 to 189 by the ease of doing business ranking. *Doing Business* presents results for 2 aggregate measures: the distance to frontier score and the ease of doing business ranking. The ranking of economies is determined by sorting the aggregate distance to frontier scores, rounded to two decimals. An economy's distance to frontier score is indicated on a scale from 0 to 100, where 0 represents the worst performance and 100 the frontier. (See the chapter on the distance to frontier and ease of doing business).

The ease of doing business ranking compares economies with one another; the distance to frontier score benchmarks economies with respect to regulatory best practice, showing the absolute distance to the best performance on each *Doing Business* indicator. When compared across years, the distance to frontier score shows how much the regulatory environment for local entrepreneurs in an economy has changed over time in absolute terms, while the ease of doing business ranking can show only how much the regulatory environment has changed relative to that in other economies.

The 10 topics included in the ranking in *Doing Business 2016*: starting a business, dealing with construction permits, getting electricity, registering property, getting credit, protecting minority investors, paying taxes, trading across borders, enforcing contracts and resolving insolvency. The labor market regulation indicators are not included in this year's aggregate ease of doing business ranking, but the data are presented in the economy profile.

ECONOMY OVERVIEW

Region: Europe & Central Asia

Income category: Lower middle income

Population: 45,362,900

GNI per capita (US\$): 3,560

DB2016 rank: 83

DB2015 rank: 87*

Change in rank: 4

DB 2016 DTF: 63.04

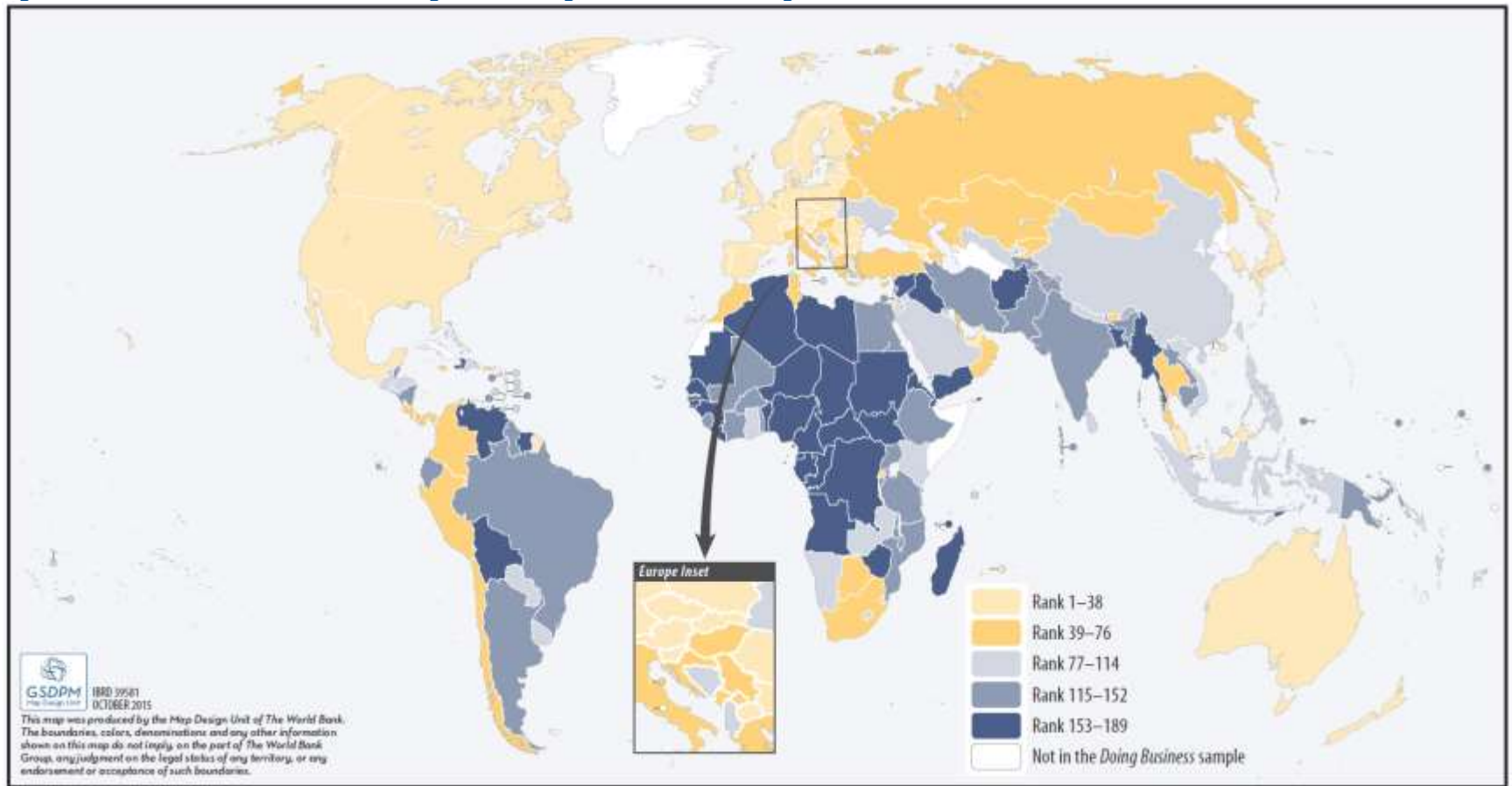
DB 2015 DTF: 62.31

Change in DTF: 0.73

* DB2015 ranking shown is not last year's published ranking but a comparable ranking for DB2015 that captures the effects of such factors as data revisions and the changes in methodology. See the data notes starting on page 119 of the *Doing Business 2016* report for sources and definitions.

THE BUSINESS ENVIRONMENT

Figure 1.1 Where economies stand in the global ranking on the ease of doing business



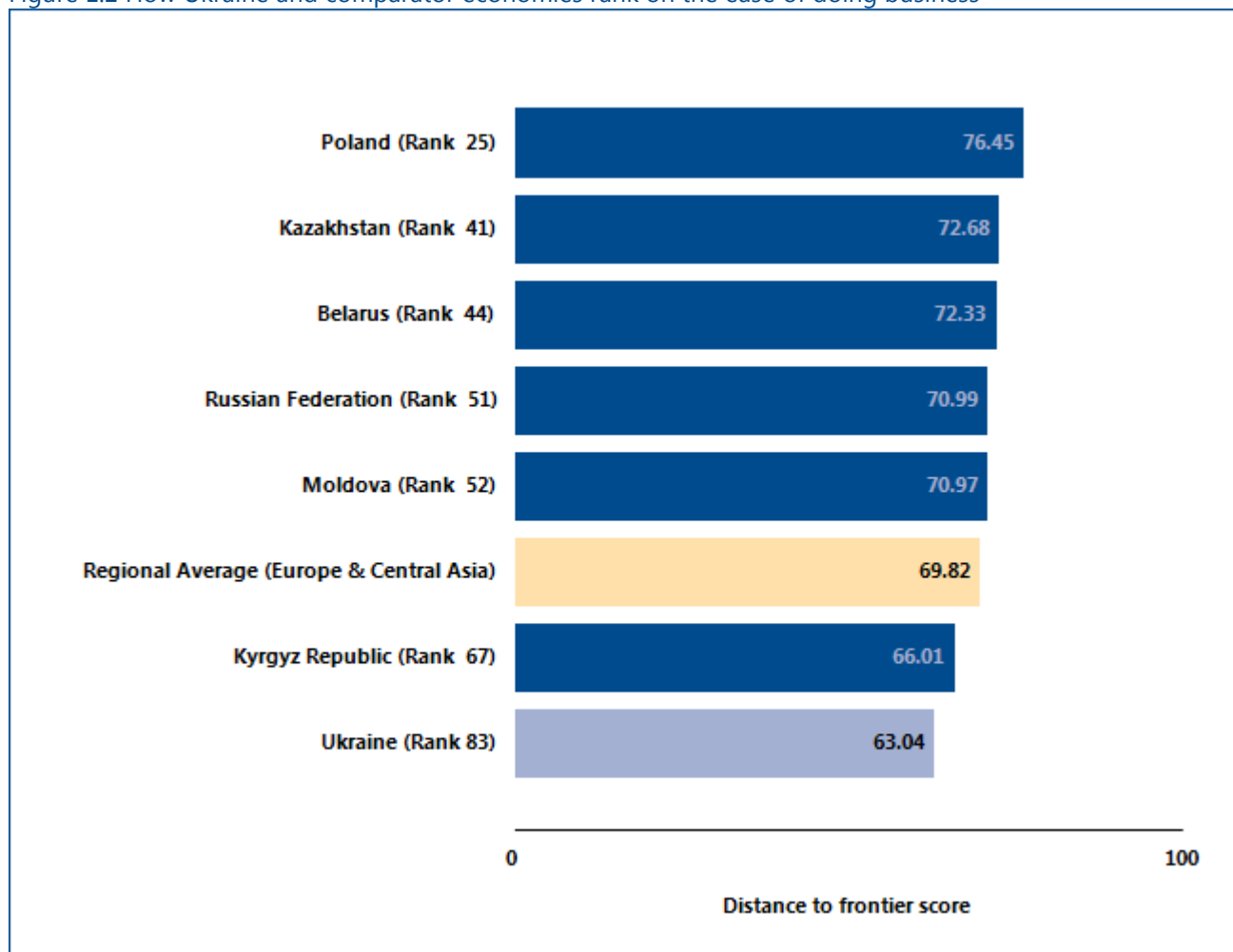
Source: *Doing Business* database.

THE BUSINESS ENVIRONMENT

For policy makers, knowing where their economy stands in the aggregate ranking on the ease of doing business is useful. Also useful is to know how it ranks relative to comparator economies and relative to the

regional average (figure 1.2). The economy's rankings (figure 1.3) and distance to frontier scores (figure 1.4) on the topics included in the ease of doing business ranking provide another perspective.

Figure 1.2 How Ukraine and comparator economies rank on the ease of doing business



Note: The rankings are benchmarked to June 2015 and based on the average of each economy's distance to frontier (DTF) scores for the 10 topics included in this year's aggregate ranking. The distance to frontier score benchmarks economies with respect to regulatory practice, showing the absolute distance to the best performance in each *Doing Business* indicator. An economy's distance to frontier score is indicated on a scale from 0 to 100, where 0 represents the worst performance and 100 the frontier. For the economies for which the data cover 2 cities, scores are a population-weighted average for the 2 cities.

Source: *Doing Business* database.

THE BUSINESS ENVIRONMENT

Figure 1.3 Rankings on *Doing Business* topics - Ukraine

(Scale: Rank 189 center, Rank 1 outer edge)

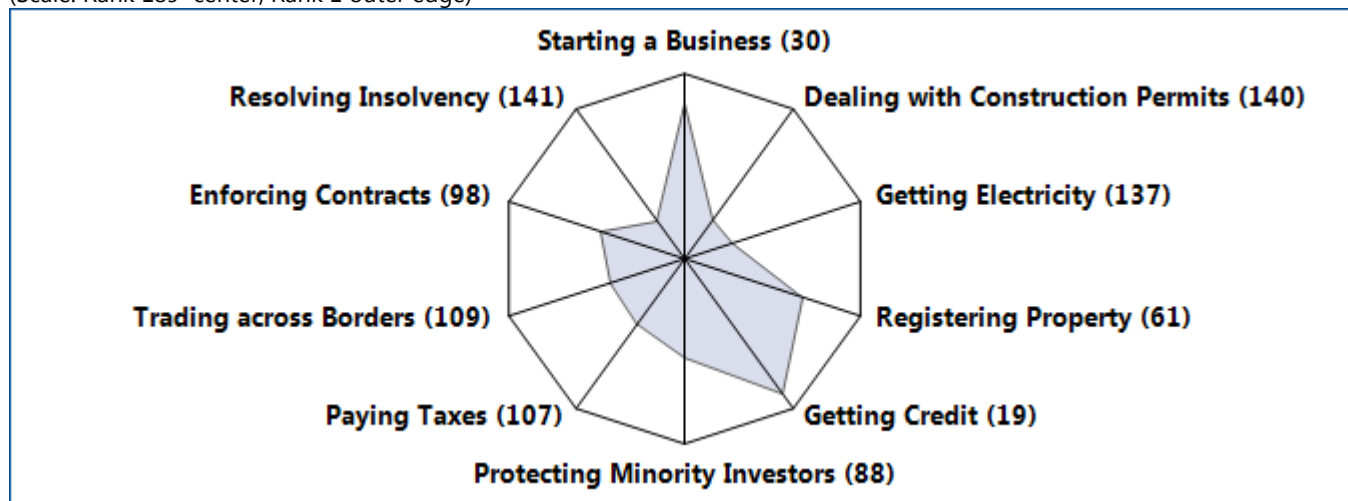
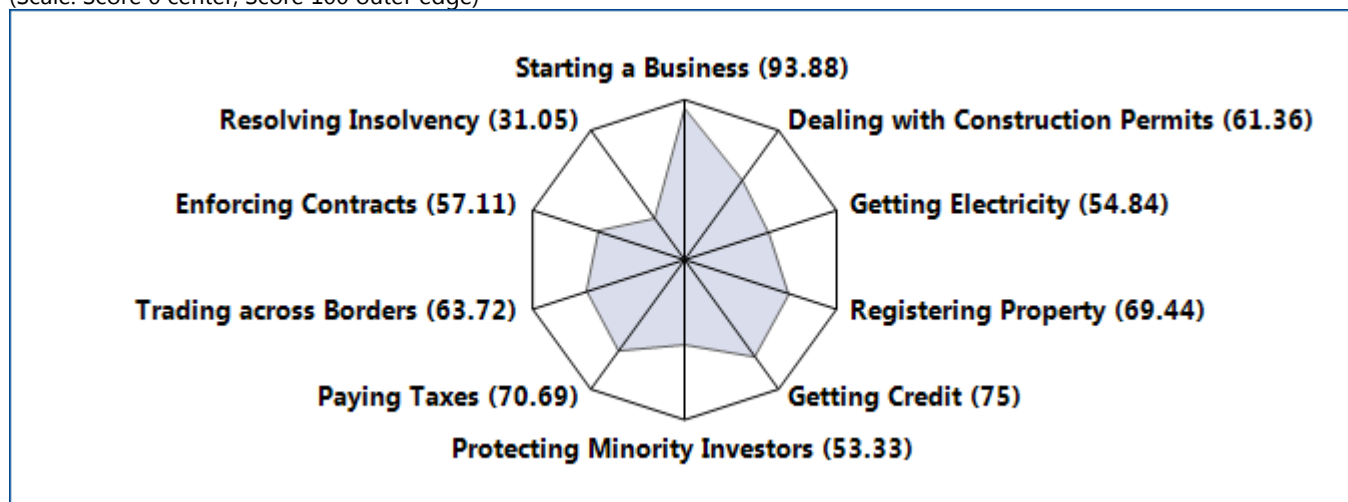


Figure 1.4 Distance to frontier scores on *Doing Business* topics - Ukraine

(Scale: Score 0 center, Score 100 outer edge)



Source: *Doing Business* database.

Note: The rankings are benchmarked to June 2015 and based on the average of each economy's distance to frontier (DTF) scores for the 10 topics included in this year's aggregate ranking. The distance to frontier score benchmarks economies with respect to regulatory practice, showing the absolute distance to the best performance in each *Doing Business* indicator. An economy's distance to frontier score is indicated on a scale from 0 to 100, where 0 represents the worst performance and 100 the frontier. For the economies for which the data cover 2 cities, scores are a population-weighted average for the 2 cities.

THE BUSINESS ENVIRONMENT

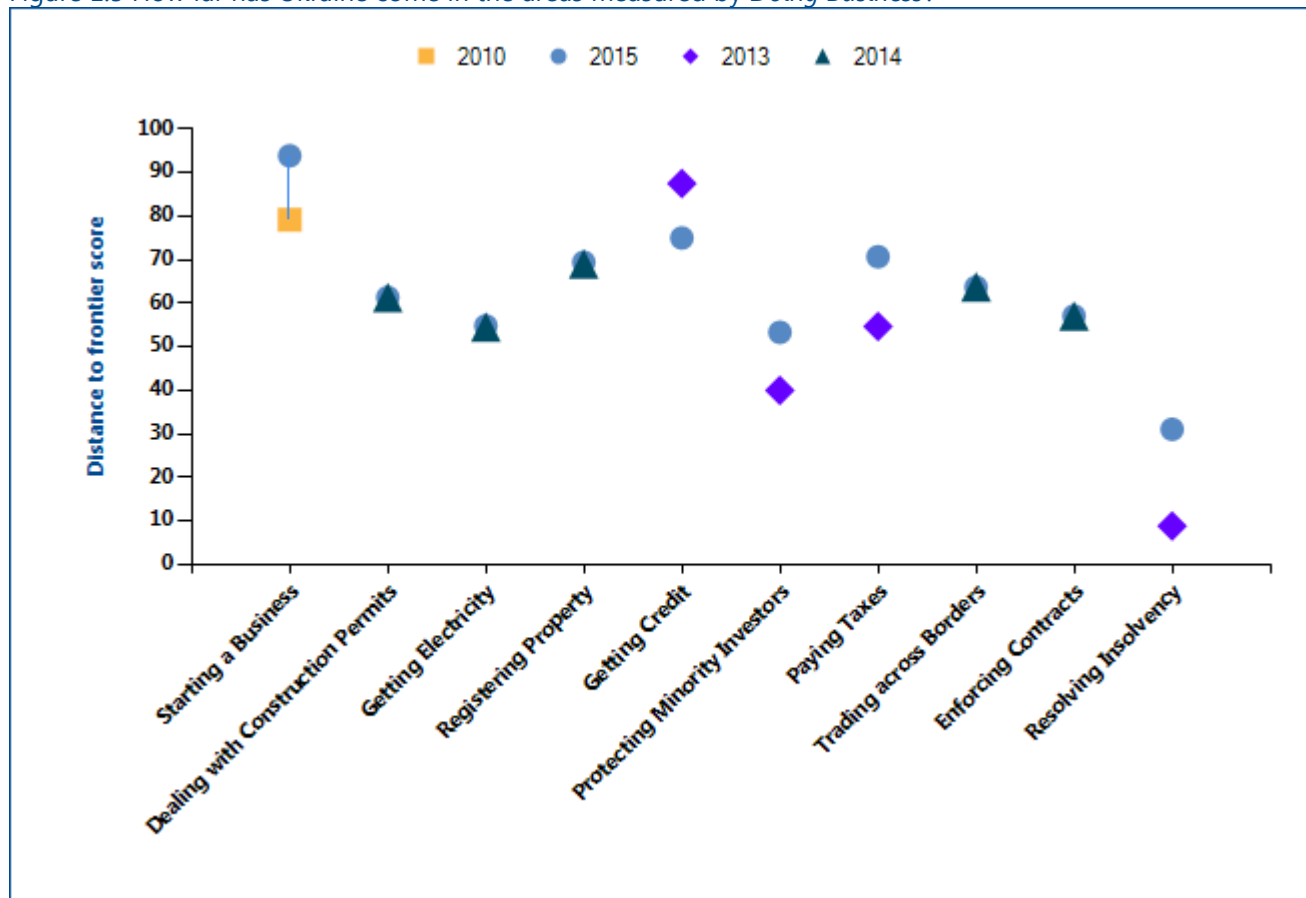
Just as the overall ranking on the ease of doing business tells only part of the story, so do changes in that ranking. Yearly movements in rankings can provide some indication of changes in an economy’s regulatory environment for firms, but they are always relative.

Moreover, year-to-year changes in the overall rankings do not reflect how the business regulatory environment in an economy has changed over time—or how it has changed in different areas. To aid in assessing such changes,

Doing Business introduced the distance to frontier score. This measure shows how far on average an economy is from the best performance achieved by any economy on each *Doing Business* indicator.

Comparing the measure for an economy at 2 points in time allows users to assess how much the economy’s regulatory environment as measured by *Doing Business* has changed over time—how far it has moved toward (or away from) the most efficient practices and strongest regulations in areas covered by *Doing Business* (figure 1.5).

Figure 1.5 How far has Ukraine come in the areas measured by *Doing Business*?



Note: The distance to frontier score shows how far on average an economy is from the best performance achieved by any economy on each *Doing Business* indicator. Starting a business is comparable to 2010. Getting credit, protecting minority investors, paying taxes and resolving insolvency had methodology changes in 2014 and thus are only comparable to 2013. Dealing with construction permits, registering property, trading across borders, enforcing contracts and getting electricity had methodology changes in 2015 and thus are only comparable to 2014. The measure is normalized to range between 0 and 100, with 100 representing the best performance (the frontier). See the data notes starting on page 119 of the *Doing Business 2016* report for more details on the distance to frontier score. *Source:* *Doing Business* database.

THE BUSINESS ENVIRONMENT

The absolute values of the indicators tell another part of the story (table 1.1). The indicators, on their own or in comparison with the indicators of a good practice economy or those of comparator economies in the region, may reveal bottlenecks reflected in large numbers of procedures, long delays or high costs. Or they may reveal unexpected strengths in an area of business

regulation—such as a regulatory process that can be completed with a small number of procedures in a few days and at a low cost. Comparison of the economy's indicators today with those in the previous year may show where substantial bottlenecks persist—and where they are diminishing.

Table 1.1 Summary of *Doing Business* indicators for Ukraine

Indicator	Ukraine DB2016	Ukraine DB2015	Belarus DB2016	Kazakhstan DB2016	Kyrgyz Republic DB2016	Moldova DB2016	Poland DB2016	Russian Federation DB2016	Best performer globally DB2016
Starting a Business (rank)	30	70	12	21	35	26	85	41	New Zealand (1)
Starting a Business (DTF Score)	93.88	87.35	96.32	94.44	92.94	94.17	85.94	92.35	New Zealand (99.96)
Procedures (number)	4.0	6.0	3.0	4.0	4.0	4.0	4.0	4.4	New Zealand (1.00)*
Time (days)	7.0	21.0	3.0	5.0	10.0	4.0	30.0	10.5	New Zealand (0.50)
Cost (% of income per capita)	0.6	1.2	0.9	0.1	2.1	4.3	12.2	1.1	Slovenia (0.00)
Paid-in min. capital (% of income per capita)	0.0	0.0	0.0	0.0	0.0	0.0	11.4	0.0	105 Economies (0.00)*
Dealing with Construction Permits (rank)	140	139	34	92	20	170	52	119	Singapore (1)
Dealing with Construction Permits (DTF Score)	61.36	61.34	76.64	68.38	79.98	51.59	74.24	65.23	Singapore (92.97)
Procedures (number)	10.0	10.0	16.0	24.0	11.0	27.0	16.0	19.0	5 Economies (7.00)*

Indicator	Ukraine DB2016	Ukraine DB2015	Belarus DB2016	Kazakhstan DB2016	Kyrgyz Republic DB2016	Moldova DB2016	Poland DB2016	Russian Federation DB2016	Best performer globally DB2016
Time (days)	67.0	67.0	115.0	154.0	142.0	276.0	156.0	263.5	Singapore (26.00)
Cost (% of warehouse value)	15.2	15.2	0.8	1.4	1.9	0.7	0.3	1.6	Qatar (0.00)
Building quality control index (0-15)	8.0	8.0	12.0	14.0	13.0	10.5	12.0	14.0	New Zealand (15.00)
Getting Electricity (rank)	137	138	89	71	160	104	49	29	Korea, Rep. (1)
Getting Electricity (DTF Score)	54.84	54.57	69.08	74.03	43.95	64.36	80.15	84.22	Korea, Rep. (99.88)
Procedures (number)	5.0	5.0	7.0	6.0	7.0	7.0	4.0	3.0	14 Economies (3.00)*
Time (days)	263.0	263.0	112.0	83.0	125.0	113.0	133.0	160.5	Korea, Rep. (18.00)*
Cost (% of income per capita)	795.3	882.7	296.2	51.2	891.8	778.3	19.5	93.1	Japan (0.00)
Reliability of supply and transparency of tariff index (0-8)	5.0	5.0	7.0	6.0	0.0	6.0	7.0	8.0	18 Economies (8.00)*
Registering Property (rank)	61	64	7	19	6	21	41	8	New Zealand (1)
Registering Property (DTF Score)	69.44	69.03	90.53	83.17	90.59	82.91	75.65	90.51	New Zealand (94.46)
Procedures (number)	7.0	7.0	2.0	3.0	3.0	5.0	6.0	3.0	4 Economies (1.00)*
Time (days)	23.0	27.0	3.0	4.5	3.5	5.5	33.0	15.0	3 Economies (1.00)*
Cost (% of property value)	2.0	2.0	0.0	0.1	0.2	0.9	0.3	0.2	Saudi Arabia (0.00)
Quality of the land administration index (0-30)	15.5	15.5	21.5	15.5	24.5	22.0	18.5	26.0	3 Economies (28.50)*

Indicator	Ukraine DB2016	Ukraine DB2015	Belarus DB2016	Kazakhstan DB2016	Kyrgyz Republic DB2016	Moldova DB2016	Poland DB2016	Russian Federation DB2016	Best performer globally DB2016
Getting Credit (rank)	19	17	109	70	28	28	19	42	New Zealand (1)
Getting Credit (DTF Score)	75	75	40	55	70	70	75	65	New Zealand (100)
Strength of legal rights index (0-12)	8.0	8.0	2.0	4.0	8.0	8.0	7.0	6.0	3 Economies (12.00)*
Depth of credit information index (0-8)	7.0	7.0	6.0	7.0	6.0	6.0	8.0	7.0	26 Economies (8.00)*
Credit registry coverage (% of adults)	0.0	0.0	66.9	0.0	0.0	0.0	0.0	0.0	Portugal (100.00)
Credit bureau coverage (% of adults)	36.7	48.0	0.0	81.4	35.3	10.8	91.0	70.2	22 Economies (100.00)*
Protecting Minority Investors (rank)	88	87	57	25	36	36	49	66	Singapore (1)*
Protecting Minority Investors (DTF Score)	53.33	53.33	58.33	66.67	63.33	63.33	60	56.67	Singapore (83.33)*
Strength of minority investor protection index (0-10)	5.3	5.3	5.8	6.7	6.3	6.3	6.0	5.7	3 Economies (8.30)*
Extent of conflict of interest regulation index (0-10)	4.0	4.0	5.0	7.7	6.7	6.3	6.0	5.0	Singapore (9.30)*
Extent of shareholder governance index (0-10)	6.7	6.7	6.7	5.7	6.0	6.3	6.0	6.3	4 Economies (8.00)*
Paying Taxes (rank)	107	106	63	18	138	78	58	47	United Arab Emirates (1)*
Paying Taxes (DTF Score)	70.69	70.43	78.74	89.18	62.94	76.28	79.63	81.6	United Arab Emirates (99.44)*
Payments (number per	5.0	5.0	7.0	7.0	51.0	21.0	7.0	7.0	Hong Kong SAR,

Indicator	Ukraine DB2016	Ukraine DB2015	Belarus DB2016	Kazakhstan DB2016	Kyrgyz Republic DB2016	Moldova DB2016	Poland DB2016	Russian Federation DB2016	Best performer globally DB2016
year)									China (3.00)*
Time (hours per year)	350.0	350.0	176.0	188.0	225.0	186.0	271.0	168.0	Luxembourg (55.00)
Total tax rate (% of profit)	52.2	52.7	51.8	29.2	29.0	40.2	40.3	47.0	Ireland (25.90)
Trading Across Borders (rank)	109	109	25	122	83	33	1	170	Denmark (1)*
Trading across Borders (DTF Score)	63.72	63.81	94.88	60.39	72.25	92.39	100	37.39	Denmark (100)*
Time to export: Border compliance (hours)	26	26	5	133	27	3	0	96	15 Economies (0.00)*
Cost to export: Border compliance (USD)	75	75	148	574	485	76	0	1,125	18 Economies (0.00)*
Time to export: Documentary compliance (hours)	96	96	4	132	24	48	1	43	Jordan (0.00)
Cost to export: Documentary compliance (USD)	292	292	87	430	190	44	0	500	20 Economies (0.00)*
Time to import: Border compliance (hours)	52	50	1	2	37	3	0	96	19 Economies (0.00)*
Cost to import: Border compliance (USD)	100	100	0	0	512	83	0	1,125	28 Economies (0.00)*
Time to import: Documentary compliance (hours)	168	168	4	6	36	2	1	43	21 Economies (1.00)*
Cost to import: Documentary compliance (USD)	292	292	0	0	200	41	0	500	30 Economies (0.00)*
Enforcing Contracts	98	98	29	9	137	67	55	5	Singapore (1)

Indicator	Ukraine DB2016	Ukraine DB2015	Belarus DB2016	Kazakhstan DB2016	Kyrgyz Republic DB2016	Moldova DB2016	Poland DB2016	Russian Federation DB2016	Best performer globally DB2016
(rank)									
Enforcing Contracts (DTF Score)	57.11	57.11	70.36	76.62	49.49	60.87	63.44	78.56	Singapore (84.91)
Time (days)	378.0	378.0	275.0	370.0	410.0	585.0	685.0	307.0	Singapore (150.00)
Cost (% of claim)	46.3	46.3	23.4	22.0	47.0	28.6	19.4	16.5	Iceland (9.00)
Quality of judicial processes index (0-18)	8.0	8.0	9.0	13.5	4.5	9.5	10.5	12.5	3 Economies (15.50)*
Resolving Insolvency (rank)	141	141	69	47	126	60	32	51	Finland (1)
Resolving Insolvency (DTF Score)	31.05	31.17	48.38	58.97	34.66	53.85	70.43	58.39	Finland (93.81)
Recovery rate (cents on the dollar)	8.3	8.6	37.6	42.8	38.3	30.4	58.3	41.7	Japan (92.90)
Time (years)	2.9	2.9	3.0	1.5	1.5	2.8	3.0	2.0	Ireland (0.40)
Cost (% of estate)	42.0	42.0	22.0	15.0	15.0	15.0	15.0	9.0	Norway (1.00)
Outcome (0 as piecemeal sale and 1 as going concern)	0	0	1	0	0	0	1	0	
Strength of insolvency framework index (0-16)	8.5	8.5	9.0	11.5	4.5	12.0	12.5	11.5	4 Economies (15.00)*

Source: *Doing Business* database.

Note: DB2015 rankings shown are not last year's published rankings but comparable rankings for DB2015 that capture the effects of such factors as data revisions and changes to the methodology. The global best performer on time for paying taxes is defined as the lowest time recorded among all economies in the DB2016 sample that levy the 3 major taxes: profit tax, labor taxes and mandatory contributions, and VAT or sales tax. If an economy has no laws or regulations covering a specific area—for example, insolvency—it receives a "no practice" mark. Similarly, an economy receives a "no practice" mark if regulation exists but is never used in practice or if a competing regulation prohibits such practice. Either way, a "no practice" mark puts the economy at the bottom of the ranking on the relevant indicator. * Two or more economies share the top ranking on this indicator. A number shown in place of an economy's name indicates the number of economies that share the top ranking on the indicator. For a list of these economies, see the *Doing Business* website (<http://www.doingbusiness.org>).

STARTING A BUSINESS

Formal registration of companies has many immediate benefits for the companies and for business owners and employees. Legal entities can outlive their founders. Resources are pooled as several shareholders join forces to start a company. Formally registered companies have access to services and institutions from courts to banks as well as to new markets. And their employees can benefit from protections provided by the law. An additional benefit comes with limited liability companies. These limit the financial liability of company owners to their investments, so personal assets of the owners are not put at risk. Where governments make registration easy, more entrepreneurs start businesses in the formal sector, creating more good jobs and generating more revenue for the government.

What do the indicators cover?

Doing Business records all procedures officially required, or commonly done in practice, for an entrepreneur to start up and formally operate an industrial or commercial business, as well as the time and cost to complete these procedures and the paid-in minimum capital requirement. These procedures include obtaining all necessary licenses and permits and completing any required notifications, verifications or inscriptions for the company and employees with relevant authorities. The ranking of economies on the ease of starting a business is determined by sorting their distance to frontier scores for starting a business. These scores are the simple average of the distance to frontier scores for each of the component indicators.

To make the data comparable across economies, several assumptions about the business and the procedures are used. It is assumed that any required information is readily available and that the entrepreneur will pay no bribes. Assumptions about the business:

- Is a limited liability company (or its legal equivalent), located in the largest business city and is 100% domestically owned¹ with five owners, none of whom is a legal entity.
- Has at least 10 and up to 50 employees, all of them domestic nationals.
- Performs general commercial or industrial activities.

WHAT THE STARTING A BUSINESS

INDICATORS MEASURE

Procedures to legally start and operate a company (number)

Preregistration (for example, name verification or reservation, notarization)

Registration in the economy's largest business city¹

Postregistration (for example, social security registration, company seal)

Time required to complete each procedure (calendar days)

Does not include time spent gathering information

Each procedure starts on a separate day (2 procedures cannot start on the same day). Procedures that can be fully completed online are recorded as ½ day.

Procedure completed once final document is received

No prior contact with officials

Cost required to complete each procedure (% of income per capita)

Official costs only, no bribes

No professional fees unless services required by law or commonly used in practice

Paid-in minimum capital (% of income per capita)

Deposited in a bank or with a notary before registration (or within 3 months)

- Has a start-up capital of 10 times income per capita and a turnover of at least 100 times income per capita.
- Has a company deed 10 pages long.
- Does not qualify for any special benefits.
- Leases the commercial plant or offices and is not a proprietor of real estate.

¹ For 11 economies the data are also collected for the second largest business city.

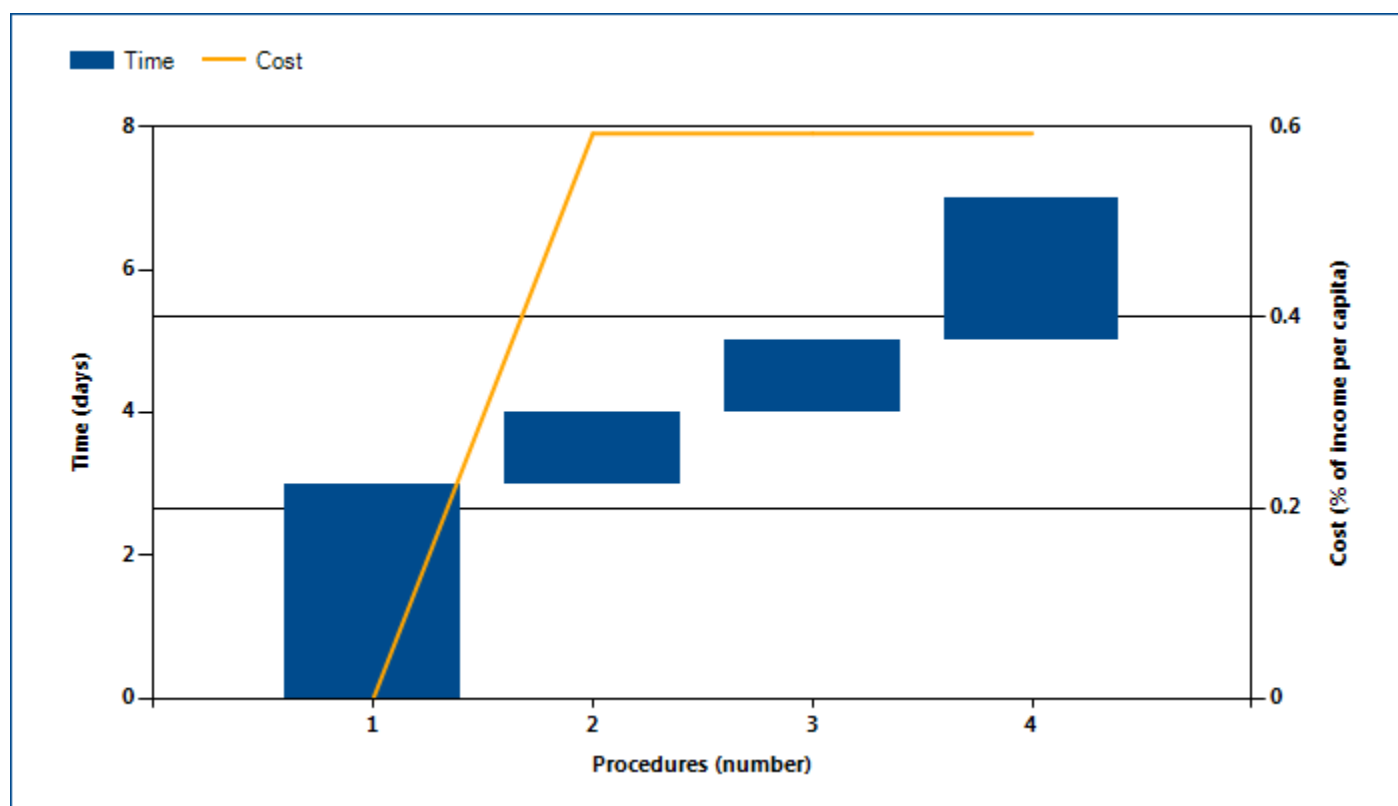
STARTING A BUSINESS

Where does the economy stand today?

What does it take to start a business in Ukraine? According to data collected by *Doing Business*, starting a business there requires 4.00 procedures, takes 7.00 days, costs 0.60% of income per capita and requires paid-in minimum capital of 0.00% of income per capita (figure 2.1). Most indicator sets refer to a case scenario in the

largest business city of an economy, except for 11 economies for which the data are a population-weighted average of the 2 largest business cities. See the chapter on distance to frontier and ease of doing business ranking at the end of this profile for more details.

Figure 2.1 What it takes to start a business in Ukraine
Paid-in minimum capital (% of income per capita): 0.00



Source: *Doing Business* database.

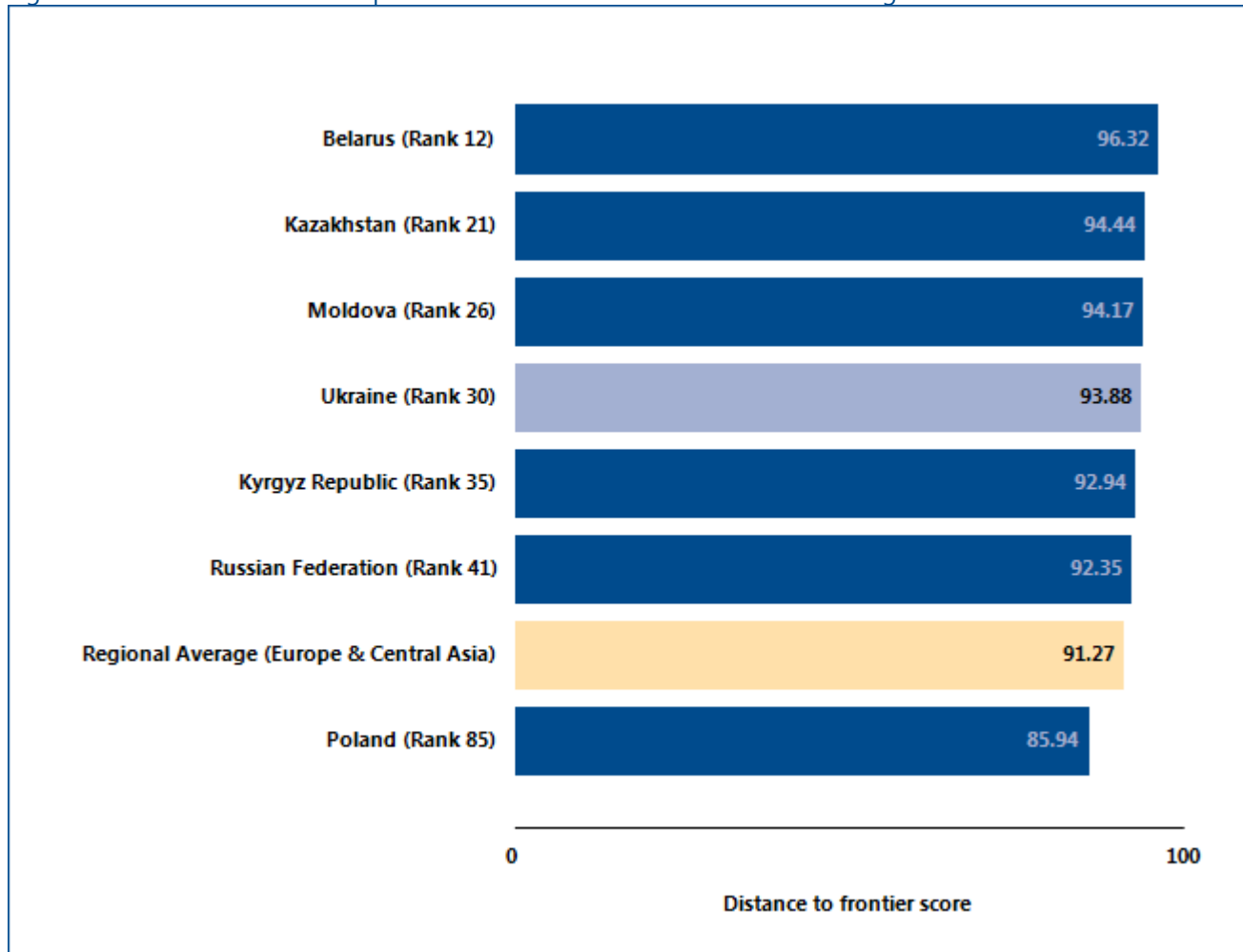
Note: Time shown in the figure above may not reflect simultaneity of procedures. Online procedures account for 0.5 days in the total time calculation. For more information on the methodology of the starting a business indicators, see the *Doing Business* website (<http://www.doingbusiness.org>). For details on the procedures reflected here, see the summary at the end of this chapter.

STARTING A BUSINESS

Globally, Ukraine stands at 30 in the ranking of 189 economies on the ease of starting a business (figure 2.2). The rankings for comparator economies and the regional

average ranking provide other useful information for assessing how easy it is for an entrepreneur in Ukraine to start a business.

Figure 2.2 How Ukraine and comparator economies rank on the ease of starting a business



Source: Doing Business database.

STARTING A BUSINESS

Economies around the world have taken steps making it easier to start a business—streamlining procedures by setting up a one-stop shop, making procedures simpler or faster by introducing technology and reducing or eliminating minimum capital requirements. Many have undertaken business registration reforms in stages—and

they often are part of a larger regulatory reform program. Among the benefits have been greater firm satisfaction and savings and more registered businesses, financial resources and job opportunities.

What business registration reforms has *Doing Business* recorded in Ukraine (table 2.1)?

Table 2.1 How has Ukraine made starting a business easier—or not?
By *Doing Business* report year from DB2011 to DB2016

DB year	Reform
DB2011	Ukraine eased business start-up by substantially reducing the minimum capital requirement.
DB2012	Ukraine made starting a business easier by eliminating the requirement to obtain approval for a new corporate seal.
DB2013	Ukraine made starting a business easier by eliminating the minimum capital requirement for company incorporation as well as the requirement to have incorporation documents notarized.
DB2014	Ukraine made starting a business easier by eliminating the requirement for registration with the statistics authority and by eliminating the cost for value added tax registration.
DB2016	Ukraine made starting a business easier by reducing the time required for VAT registration and by eliminating business registration fees.

Source: *Doing Business* database.

Note: For information on reforms in earlier years (back to DB2005), see the *Doing Business* reports for these years, available at <http://www.doingbusiness.org>.

STARTING A BUSINESS

What are the details?

Underlying the indicators shown in this chapter for Ukraine is a set of specific procedures—the bureaucratic and legal steps that an entrepreneur must complete to incorporate and register a new firm. These are identified by *Doing Business* through collaboration with relevant local professionals and the study of laws, regulations and publicly available information on business entry in that economy. Following is a detailed summary of those procedures, along with the associated time and cost. These procedures are those that apply to a company matching the standard assumptions (the “standardized company”) used by *Doing Business* in collecting the data (see the section in this chapter on what the indicators measure).

STANDARDIZED COMPANY

Legal form: *Tovarystvo z Obmezhenoyu Vidpovidalnistyu* - Limited Liability Company

Paid-in minimum capital requirement: UAH 0

City: Kiev

Start-up Capital: 10 times GNI per capita

Table 2.2 Summary of time, cost and procedures for starting a business in Ukraine

No.	Procedure	Time to complete	Cost to complete
1	<p>Register at the Registration Office</p> <p>Currently, the LLC founders to enforce its registration with the state must submit to the Companies Registrar the following documents (s.24(1) of the Act of Ukraine "On State Registration of Legal Entities and Individual Entrepreneurs"):</p> <ul style="list-style-type: none"> - application form (the format of the application form is standard and is approved with the Order of the Ministry of Justice of Ukraine dated 14 October 2011 No.3178/5); - original (copy or notarized copy) of the founders' decision on establishment of the LLC; - 2 (two) copies of the LLC company charter executed by the founders; must not be filed in case the LLC will be established based on the model charter; in case the documents are filed in e-version (e-registration of the LLC), one copy must be filed; - document evidencing the individual beneficiary owners of the LLC, in case the formal founders of the LLC are legal entities. <p>Although, requirement to accompany the registration application with an instrument (e.g. lease or sale-and-purchase agreement) confirming company's entitlement to occupy the office premises where its management is to be located (registered address) was abolished, in practice, the Registration Office may still demand that such document be provided for verification.</p> <p><i>Agency: State Registrar</i></p>	3 days	no charge

No.	Procedure	Time to complete	Cost to complete
2	<p>Prepare a seal</p> <p>The use of a company seal is not mandated by law but the seal is widely use in practice. The Registrar itself requires for documents to be sealed.</p> <p>Courts and state authorities usually accept powers of attorney issued by legal entities only if they are sealed. Otherwise they demand the POA to be notarized. Banks require payment orders to be sealed only if a specimen signature card (one of the documents a company needs to provide to the bank while opening an account) contains not only signatures of company's authorized officials, but also the seal.</p> <p>Certificates and applications that are signed by a company's official but not sealed are still considered by state authorities as not trustworthy unless they have been signed in front of a state official. Among the exceptions are tax records, as tax authorities accept them in paper form without the seal if a signee marks the record with "w/s" ("without seal").</p> <p><i>Agency: Sealmaker</i></p>	1 day	UAH 190-250, depending on the complexity of a seal
3	<p>Open a permanent bank account</p> <p>According to the regulation № 212 of the National bank of Ukraine "On Alteration to some regulation acts of the National bank of Ukraine" dated June 06, 2013, the list of required documents for opening of the bank account for the Legal Entity is as follows:</p> <ul style="list-style-type: none"> a) bank signature specimen card certified by a notary is replaced by card with samples of signature and imprint of seal; b) the copy of extract from Unified State registrar of Entities and Entrepreneurs needs to be presented (http://zakon4.rada.gov.ua/laws/show/z1121-13); c) an application for opening a bank account and d) a notarized copy of the legal entity's charter. <p>In case a limited liability company did not open a bank account prior to the state registration of a limited liability company, the bank, Pursuant to the Tax Code, must notify the tax inspection about the account opening within 1 business day after the account opening. Within three business days after receiving a notification from the bank, the tax inspection must notify the bank on registration of the account or about refusal to register the account. In practice, notification of the tax inspection by bank and receiving answer from the tax inspection takes 1-2 business days.</p> <p>A limited liability company may use its account for outflow operations only after the bank receives notification from the tax inspection on registration of the respective account.</p> <p>According to the Tax Code Amendments and the Notification Order, the bank shall notify the Ministry of Duties and Revenues of Ukraine via</p>	1 day	no charge

No.	Procedure	Time to complete	Cost to complete
	<p>Internet about the account opening within 1 business day. After receiving the electronic notification through the Internet portal, a local tax authority within 1 business day shall notify the bank about registration of the account/refusal to register the account (if applicable).</p> <p><i>Agency: Bank</i></p>		
4	<p>Register VAT at the State Tax Authority and obtain a VAT number</p> <p>As defined in Law No. 71-VIII On Amendments to the Tax Code of Ukraine and some Legislative Acts of Ukraine Concerning Tax Reform which went into effect on January 1, 2015, if the total amount of transactions with delivery of goods or/and services, including the use of local or global computer network, charged (paid) during last 12 calendar months, totally exceeds UAH 1 million (excluding VAT), such company is obliged to register as VAT taxpayer, except single tax payer company. Actually, Art. 182 of the above mentioned Tax Code also provides option for voluntarily VAT taxpayer registration.</p> <p>The Government of Ukraine issued an Order of the Ministry of Finance № 185/26630 "On Amendments to the Regulation on registration of taxpayers VAT" on February 2, 2015, which came into effect on March 30, 2015. The aforementioned order stipulates that the VAT registration shall be made within 3 working days after filing the registration statement to the state authority. In the future, the filing of the VAT registration statement will be done electronically. The online system is not yet operational in practice.</p> <p><i>Agency: District Tax Office</i></p>	2 days	free of charge

* Takes place simultaneously with another procedure.

Source: *Doing Business* database.

Note: Online procedures account for 0.5 days in the total time calculation.

DEALING WITH CONSTRUCTION PERMITS

Regulation of construction is critical to protect the public. But it needs to be efficient, to avoid excessive constraints on a sector that plays an important part in every economy. Where complying with building regulations is excessively costly in time and money, many builders opt out. They may pay bribes to pass inspections or simply build illegally, leading to hazardous construction that puts public safety at risk. Where compliance is simple, straightforward and inexpensive, everyone is better off.

What do the indicators cover?

Doing Business records all procedures required for a business in the construction industry to build a warehouse along with the time and cost to complete each procedure. In addition, this year *Doing Business* introduces a new measure, the building quality control index, evaluating the quality of building regulations, the strength of quality control and safety mechanisms, liability and insurance regimes, and professional certification requirements.

The ranking of economies on the ease of dealing with construction permits is determined by sorting their distance to frontier scores for dealing with construction permits. These scores are the simple average of the distance to frontier scores for each of the component indicators.

To make the data comparable across economies, several assumptions about the construction company, the warehouse project and the utility connections are used.

Assumptions about the construction company

The construction company (BuildCo):

- Is a limited liability company (or its legal equivalent).
- Operates in the economy's largest business city. For 11 economies the data are also collected for the second largest business city.
- Is 100% domestically and privately owned.
- Has five owners, none of whom is a legal entity.
- Is fully licensed and insured to carry out construction projects, such as building warehouses.

WHAT THE DEALING WITH CONSTRUCTION PERMITS INDICATORS MEASURE

Procedures to legally build a warehouse (number)

Submitting all relevant documents and obtaining all necessary clearances, licenses, permits and certificates

Submitting all required notifications and receiving all necessary inspections

Obtaining utility connections for water and sewerage

Registering and selling the warehouse after its completion

Time required to complete each procedure (calendar days)

Does not include time spent gathering information

Each procedure starts on a separate day. Procedures that can be fully completed online are recorded as ½ day

Procedure considered completed once final document is received

No prior contact with officials

Cost required to complete each procedure (% of warehouse value)

Official costs only, no bribes

Building quality control index (0-15)

Sum of the scores of six component indices:

Quality of building regulations (0-2)

Quality control before construction (0-1)

Quality control during construction (0-3)

Quality control after construction (0-3)

Liability and insurance regimes (0-2)

Professional certifications (0-4)

The construction company (BuildCo) (*continued*):

- Has 60 builders and other employees, all of them nationals with the technical expertise and professional experience necessary to obtain construction permits and approvals.
- Has at least one employee who is a licensed architect or engineer and registered with the local association of architects or engineers. BuildCo is not assumed to have any other employees who are technical or licensed experts, such as geological or topographical experts.
- Has paid all taxes and taken out all necessary insurance applicable to its general business activity (for example, accidental insurance for construction workers and third-person liability).
- Owns the land on which the warehouse will be built and will sell the warehouse upon its completion.
- Is valued at 50 times income per capita.

Assumptions about the warehouse

The warehouse:

- Will be used for general storage activities, such as storage of books or stationery. The warehouse will not be used for any goods requiring special conditions, such as food, chemicals or pharmaceuticals.
- Will have two stories, both above ground, with a total constructed area of approximately 1,300.6 square meters (14,000 square feet). Each floor will be 3 meters (9 feet, 10 inches) high.
- Will have road access and be located in the periurban area of the economy's largest business city (that is, on the fringes of the city but still within its official limits). For 11 economies the data are also collected for the second largest business city.
- Will not be located in a special economic or industrial zone. Will be located on a land plot of approximately 929 square meters (10,000 square feet) that is 100% owned by BuildCo and is accurately registered in the cadastre and land registry.

- Will be a new construction (there was no previous construction on the land), with no trees, natural water sources, natural reserves or historical monuments of any kind on the plot.
- Will have complete architectural and technical plans prepared by a licensed architect. If preparation of the plans requires such steps as obtaining further documentation or getting prior approvals from external agencies, these are counted as procedures.
- Will include all technical equipment required to be fully operational.
- Will take 30 weeks to construct (excluding all delays due to administrative and regulatory requirements).

Assumptions about the utility connections

The water and sewerage connections:

- Will be 150 meters (492 feet) from the existing water source and sewer tap. If there is no water delivery infrastructure in the economy, a borehole will be dug. If there is no sewerage infrastructure, a septic tank in the smallest size available will be installed or built.
- Will not require water for fire protection reasons; a fire extinguishing system (dry system) will be used instead. If a wet fire protection system is required by law, it is assumed that the water demand specified below also covers the water needed for fire protection.
- Will have an average water use of 662 liters (175 gallons) a day and an average wastewater flow of 568 liters (150 gallons) a day. Will have a peak water use of 1,325 liters (350 gallons) a day and a peak wastewater flow of 1,136 liters (300 gallons) a day.
- Will have a constant level of water demand and wastewater flow throughout the year.
- Will be 1 inch in diameter for the water connection and 4 inches in diameter for the sewerage connection.

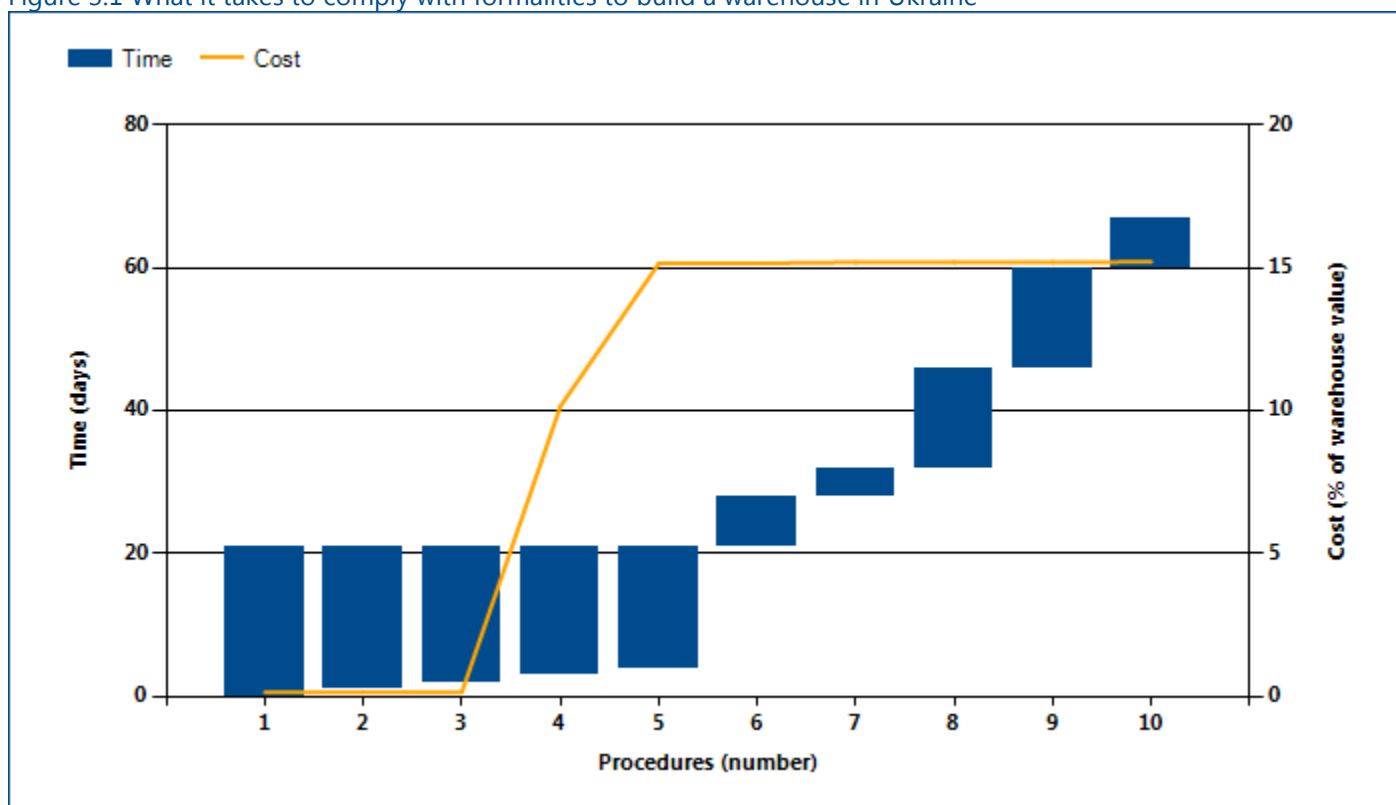
DEALING WITH CONSTRUCTION PERMITS

Where does the economy stand today?

What does it take to comply with the formalities to build a warehouse in Ukraine? According to data collected by *Doing Business*, dealing with construction permits there requires 10.00 procedures, takes 67.00 days and costs 15.20% of the warehouse value (figure 3.1). Most indicator sets refer to a case scenario in the largest

business city of an economy, except for 11 economies for which the data are a population-weighted average of the 2 largest business cities. See the chapter on distance to frontier and ease of doing business ranking at the end of this profile for more details.

Figure 3.1 What it takes to comply with formalities to build a warehouse in Ukraine



Source: *Doing Business* database.

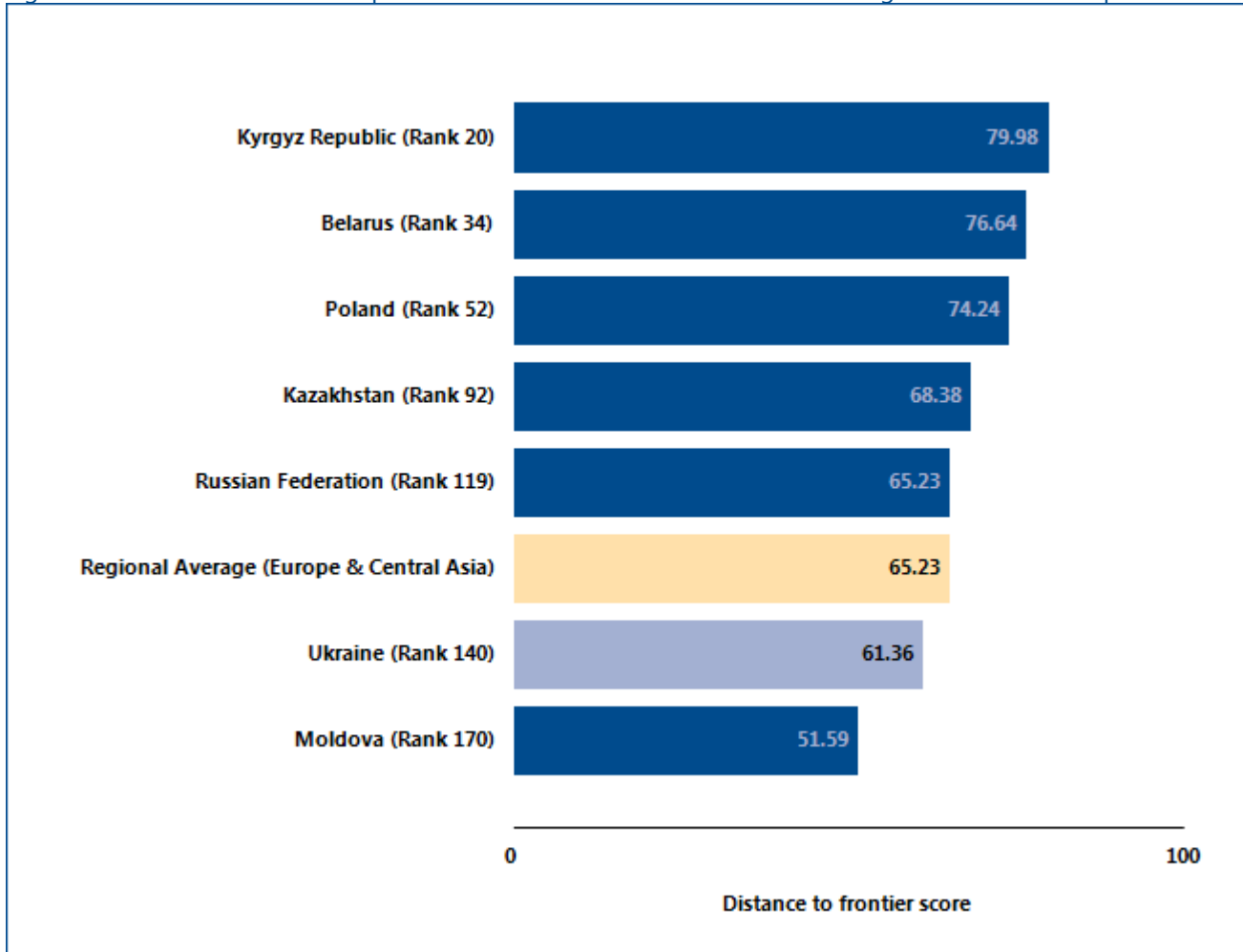
Note: Time shown in the figure above may not reflect simultaneity of procedures. Online procedures account for 0.5 days in the total time calculation. For more information on the methodology of the dealing with construction permits indicators, see the *Doing Business* website (<http://www.doingbusiness.org>). For details on the procedures reflected here, see the summary at the end of this chapter.

DEALING WITH CONSTRUCTION PERMITS

Globally, Ukraine stands at 140 in the ranking of 189 economies on the ease of dealing with construction permits (figure 3.2). The rankings for comparator

economies and the regional average ranking provide other useful information for assessing how easy it is for an entrepreneur in Ukraine to legally build a warehouse.

Figure 3.2 How Ukraine and comparator economies rank on the ease of dealing with construction permits



Source: Doing Business database.

DEALING WITH CONSTRUCTION PERMITS

Smart regulation ensures that standards are met while making compliance easy and accessible to all. Coherent and transparent rules, efficient processes and adequate allocation of resources are especially important in sectors where safety is at stake. Construction is one of them. In

an effort to ensure building safety while keeping compliance costs reasonable, governments around the world have worked on consolidating permitting requirements. What construction permitting reforms has *Doing Business* recorded in Ukraine (table 3.1)?

Table 3.1 How has Ukraine made dealing with construction permits easier—or not?
By *Doing Business* report year from DB2011 to DB2016

DB year	Reform
DB2011	Ukraine made dealing with construction permits easier by implementing national and local regulations that streamlined procedures.
DB2014	Ukraine made dealing with construction permits easier by introducing a risk-based approval system, eliminating requirements for certain approvals and technical conditions and simplifying the process for registering real estate ownership rights.

Source: *Doing Business* database.

Note: For information on reforms in earlier years (back to DB2006), see the *Doing Business* reports for these years, available at <http://www.doingbusiness.org>.

DEALING WITH CONSTRUCTION PERMITS

What are the details?

The indicators reported here for Ukraine are based on a set of specific procedures—the steps that a company must complete to legally build a warehouse—identified by *Doing Business* through information collected from experts in construction licensing, including architects, civil engineers, construction lawyers, construction firms, utility service providers and public officials who deal with building regulations. These procedures are those that apply to a company and structure matching the standard assumptions used by *Doing Business* in collecting the data (see the section in this chapter on what the indicators cover).

BUILDING A WAREHOUSE

Estimated value of warehouse : UAH 1,812,257

City : Kiev

The procedures, along with the associated time and cost, are summarized below.

Table 3.2 Summary of time, cost and procedures for dealing with construction permits in Ukraine

No.	Procedure	Time to complete	Cost to complete
1	<p>Request and obtain technical conditions from water and sewage authority</p> <p>The application must include the plan, information on the expected volume of water and sewerage system use, and basic characteristics of the building.</p> <p>A fee estimated to UAH 2,895.00 might be paid by BuildCo. The calculation of such fees is based on estimated labor expenditures in accordance with the Rules on using the central sewerage and water supply systems as approved by Order of Ministry of Housing and Communal Services of Ukraine No. 190, from June 27, 2008 as further amended.</p> <p><i>Agency: Kyivvodokanal Joint Stock Company</i></p>	21 days	UAH 2,895
2	<p>* Request and obtain technical terms and conditions on fire safety from the State Service of Ukraine for Emergency Situations</p> <p>According to the Decree of the Ministry of Defense of Ukraine from November 14, 2013 № 771 "On approval of rules on providing technical conditions on fire and technological security for engineering provisions of construction projects" the technical conditions for fire and technological safety are provided by the State Service of Ukraine for Emergency Situations and its territorial bodies free of charge within 15 working days from the date of receipt of the application.</p> <p><i>Agency: State Service of Ukraine for Emergency Situations</i></p>	19 days	no charge

No.	Procedure	Time to complete	Cost to complete
3	<p>* Request and obtain urban planning specifications and requirements for land plot development</p> <p>To obtain urban development specifications and requirements, BuildCo submits the documents (to the Main Department of Architecture and Urban Planning of the Kyiv City State Administration) provided by the Law on Urban Planning, Order Ministry of Regional Development dated July 07, 2011. № 109 "On approval of the provision of urban conditions and restrictions land development, their structure and content" and the Cabinet of Ministers of Ukraine of December 07, 2005 № 1176.</p> <p>The architectural and technical objectives/conditions are part of the input data needed for designing the project.</p> <p>Resolution 489 of the Cabinet of Ministers "On Approval of the Procedure for Issuance of the Benchmark Data for the Designing of Town Planning Objects" dated May 20, 2009 develops provisions of Law of Ukraine No. 509-VI dated September 16, 2008. Under Regulation No. 489, the benchmark data include:</p> <ul style="list-style-type: none"> • City planning conditions • Technical conditions • Design assignment <p>The city planning conditions and restrictions are based on the respective city development rules (Rules of Development of Kiev City). These should not interfere with the engineering and architectural solutions of the project, unless only required by the need to protect the existing architectural, historical or cultural environment. The form of the city planning conditions and restrictions has been approved by the same Regulation No. 489. In order to obtain the city planning conditions and restrictions, BuildCo should submit to the Main Department of the City-Planning, Architecture and Urban Environment Design of the Kiev City State Administration the application together with the notarized copies of its foundation documents and of the documents confirming its land title as well as pre-design documents, if any.</p> <p>The documents are checked for compliance with the city development rules (Rules of Development of Kiev City) within 10 days upon receipt of the documents. In case of the positive outcome of such a compliance check, the city planning conditions and restrictions are issued to the developer (BuildCo) within 2 weeks. If, however, the outcome is negative, the respective conclusion and recommendations on elimination on noncompliance is issued within a one-month term. If the developer's intention to construct the property does not comply with the city planning documentation, it can initiate the proceeding for the amendment of such documentation by filing a respective application with the Main Department of the City-Planning, Architecture and Urban Environment Design of the Kiev City State Administration which decides on the matter within 2 weeks in coordination with the relevant bodies (land resources, environmental and cultural protection authorities, sanitary and</p>	9 days	no charge

No.	Procedure	Time to complete	Cost to complete
	<p>epidemiological stations) and submits its respective proposals to the Kiev City Council for the final approval. The implementation of the relevant practice of issuing city planning conditions and restrictions to developers has already started in Kiev. Upon obtaining of the city planning conditions and restrictions, the developer should apply for the technical conditions.</p> <p>These include the data on engineering and utility servicing of the to-be constructed property (the warehouse), including the sources of supply, connection points as well as the basic engineering parameters of the property.</p> <p>The city planning conditions and restrictions as well as the technical conditions are valid until completion of construction, but for the term not less than 2 and not longer than 5 years and they can be extended at the request of the developer. The design assignment should comply with the city planning conditions and terms and refine the benchmark for design, with account for the specific features of the project. The design assignment is developed and approved by the developer and is provided to the general designer for the project.</p> <p><i>Agency: Chief Department of Town-Planning and Architecture of the Kiev City State Administration</i></p>		
4	<p>* Pay contribution to the city social and engineering-transport infrastructure</p> <p>As of January 27, 2007 according the Resolution of the Cabinet of Ministers of Ukraine, No. 40 which updates the Decree of Kiev City Council from February 27, 2003 "On shared participation (shares) of investors (Building Owners) creation of city social and engineering-transport infrastructure in Kiev City", the building which is set into operation will be approved only after paying the obligatory share of participation fees of investor into development of social, civil, engineering and traffic infrastructure of the city of Kyiv. The amount of such contribution is defined by the Chief Department of Economics and Investments of the Kyiv Municipal State Administration in certificate on approval on the stage of elaborating the project documentation.</p> <p>According to Law of Ukraine "On Alteration of Some Legislative Acts of Ukraine Regarding Assistance of the Construction", dated September 16, 2008, No. 509-VI, there is a new order on paying the contribution to the city social and engineering-transport infrastructure. This amends the relevant Law of Ukraine "On the Planification and Building-up of the Territories", dated April 20, 2000, No. 1699-III. Under this amendment the following main features are introduced:</p> <ul style="list-style-type: none"> • BuildCo should sign agreement with local municipal council (the Kyiv City Administration), where the terms of paying contribution to the city social and engineering-transport infrastructure (hereinafter -- "contribution payment") is to be stipulated; such agreement should be signed before building permit obtaining 	1 day	UAH 181,226

No.	Procedure	Time to complete	Cost to complete
	<ul style="list-style-type: none"> • BuildCo should pay contribution payment after finishing the warehouse construction, but not later than one month after it • Contribution payment should not exceed 10% of warehouse construction budget (4% for residential buildings), excluding expenses related to obtaining the land plot for construction, installation building utility facilities and transport communications. • If technical terms and conditions establish need for building new utility facilities outside of the land plot, the amount of contribution payment should be decreased by the cost of such expenses. • Contribution payment should not be charged for rendering services, performing of works or transferring of any assets for benefits of local authorities. <p>The Decision of Kyiv City Council, dated December 302012 No.573/5385 stipulates special conditions for calculating contribution payment in paragraph 6.1:</p> <p>$B_{ob} = n_j * s * k$, where:</p> <p>B_{ob} - the amount of share participation developer (investor) for the construction project in the j-industry and national economic complex of the city;</p> <p>n_j - standard amount of share participation developers (investors) in the creation of social, engineering and transport infrastructure of the city of Kiev with the assessment of the socio-economic value of construction projects for the city in the j-industry and national economic complex, their function;</p> <p>s - the total area of the object for which the contribution rate is determined;</p> <p>k - summarizing the correction factor.</p> <p>Generalizing the correction factor (k) is calculated for the following formula:</p> <p>from $k = k_z * I_i$, wherein</p> <p>k_z - zonal coefficient;</p> <p>I_i - an index that takes into account inflation since 01.01.2009 before the month in which the calculation is carried out.</p> <p>It should be noted that the standard unit of investor participation in the construction of a warehouse in the tables in Appendix 16 is not defined. This structure can be regarded as "other non-residential premises" in the table. 2, for which the norm is 45.6 USD per 1 m. m total area, or "other production areas" in the table. 3, for which the standard 54.4 USD per 1 m. of the total area.</p> <p>Zonal coefficient depending on the area of construction as shown in Table 4 will be from 1 to 2.5 (areas where, in practice, are built warehouses), however, coefficient 2 would be most likely for the areas where warehouses are built.</p> <p>Inflation index since 2009 (according to the State Statistics Committee) is 132.</p> <p>The amount of share participation in the construction of a warehouse area of 1,300.6 square meters will be: $B_{ob} = 54.4 *$</p>		

No.	Procedure	Time to complete	Cost to complete
	<p>1300.6 * 1.32 * 2 = 186,787.</p> <p>However, since this amount exceeds the 10% of the construction value, the contribution would be limited to 10% of the warehouse value.</p> <p><i>Agency: Kiev City Administration</i></p>		
<p>5</p>	<p>* Hire a technical supervision firm/engineer</p> <p>BuildCo is required to hire a licensed firm to conduct technical supervision of construction throughout the construction period. The market price for technical supervision services is about 5-10% of construction costs. For a simple project the cost would be closer to 5%.</p> <p><i>Agency: Licensed private firms</i></p>	<p>1 day</p>	<p>UAH 90,613</p>
<p>6</p>	<p>Submit declaration of the beginning of construction works</p> <p>The procedure is regulated by the Law of Ukraine "On regulation of urban development" of March 12, 2011. BuildCo must notify the State Inspection of Architecture and Construction Control in Kiev about the start of construction works before it is allowed to conduct any construction activities. According to Article 36 of the Law, applicant shall obtain the right to perform construction work on objects related to I - III categories of complexity (including warehouse, which falls under the category II building), after the registration of the declaration of the beginning of construction work.</p> <p>In accordance with the Cabinet of Ministers of Ukraine "Some questions of preparatory and construction works" № 466 dated April 13, 2011, the declaration must be registered at the Inspectorate of State Architectural and Construction Control in Kiev within 5 working days from the date of submission. If inspection is not registered within the prescribed period, the applicant on the basis of "tacit consent" acquires the right to perform construction work on the 11th working day from the date when the declaration had to be registered or returned.</p> <p><i>Agency: State Inspection of Architecture and Construction Control in Kiev</i></p>	<p>7 days</p>	<p>no charge</p>
<p>7</p>	<p>Request and connect to water and sewage services</p> <p>The exact total price and other terms for connection the warehouse to water and sewage services should be stipulated in the agreement between the BuildCo as the customer and Kyivvodokanal Joint Stock Company as the supplier on the basis of project documentation elaborated for the purpose of connection. Therefore the cost provided above should be</p>	<p>4 days</p>	<p>UAH 700</p>

No.	Procedure	Time to complete	Cost to complete
	<p>deemed as an average approximate cost.</p> <p><i>Agency: Kyivvodokanal Joint Stock Company</i></p>		
8	<p>Prepare and submit declaration of readiness to operate the constructed warehouse to the State Inspection of Architectural and Building Control</p> <p>The procedure for obtaining permission to start the operation of a newly constructed building is regulated by the Resolution of the Cabinet of Ministers of Ukraine dated April 13, 2011 № 461 on "The acceptance of the completed construction projects" and the Law of Ukraine "On regulation of urban development." The case study warehouse will be assigned to category II or III of complexity. According to the above regulations, and laws, the acceptance for operation of building within categories I-III is carried out by the registration at the State Inspection of Architecture and Construction Control and its territorial bodies. The builder has to file a declaration of readiness to put the newly constructed building into operation. Registration of the declaration of readiness is done free of charge within 10 working days from the date of application. The date of acceptance of a building in the I-III categories of complexity is the date of registration of the declaration of readiness.</p> <p><i>Agency: State Inspectorate</i></p>	14 days	no charge
9	<p>Obtain a postal address for the newly constructed building</p> <p>Once the construction is completed, BuildCo's in-house engineers conduct a final topographic survey of the completed structure and the land plot. After that, BuildCo must submit an application to the Kiev City Cadastre in order to obtain a postal address and must attach the final topographic survey. The application shall include the following documents:</p> <ul style="list-style-type: none"> - A copy of an extract from the Unified State Register of Legal Entities and individual entrepreneurs; - Duly approved design documentation of the construction; - Duly certified copy of the contribution in the creation of social and engineering and transport infrastructure of Kiev (if available). <p>The Cadastre Service of the Department of City Planning and Architecture within 10 working days of receipt of the application processes the submitted materials and prepares a draft order of the Department of City Planning and Architecture on assigning an address to the object of new construction. The address is registered in the registry of addresses.</p> <p><i>Agency: Chief Department of Town-Planning and Architecture of the Kiev City State Administration</i></p>	14 days	no charge

No.	Procedure	Time to complete	Cost to complete
10	<p>Register the warehouse with the Registration Service of the Chief Department of Justice in the City of Kyiv</p> <p>The issuance of the ownership certificate and the registration of ownership rights are done with the same authority, during one single procedure. Effective January 1, 2013, the procedure for property registration was changed due to amendments to the Law "On State Registration of Property Rights to Real Estate and Their Encumbrances" as of July 1st 2004 No. 1952-VI. By this reform, the registration of ownership rights to real estate is conducted according to the "Procedure on State Registration of Property Rights to Real Estate and Their Encumbrances" as approved by the Resolution of the Cabinet of Ministers of Ukraine as of June 22nd 2011, No. 703.</p> <p>With this reform, the power to conduct the state registration of ownership rights to real estate and issue such title documents to real estate as the ownership certificates has been transferred to the State Registration Service of Ukraine, which is coordinated by the Ministry of Justice of Ukraine. The registration shall be performed within the new State Register of Property Rights to Real Estate.</p> <p>Upon performance of the state registration of ownership rights to warehouse, the BuildCo shall obtain: (1) the certificate confirming ownership rights to real property, and (2) extract from the State Register of Property Rights to Real Estate, both issued by Registration Service of the Chief Department of Justice in the city of Kyiv. The term for state registration of the BuildCo's ownership rights to warehouse shall not exceed 14 business days as from the date of filing the application by BuildCo.</p> <p>In accordance with the amendments to the Decree of the Cabinet Ministers of Ukraine No. 7-93 as of 21 January 1993 "On State Duty", the state duty to be paid by BuildCo for state registration equals to 7 tax-exempt minimum incomes, which amounts to UAH 119. In addition, BuildCo must pay UAH 120 for the ownership certificate.</p> <p><i>Agency: Registration Service of the Chief Department of Justice in the City of Kyiv</i></p>	7 days	UAH 239

* Takes place simultaneously with another procedure.

Source: Doing Business database.

Note: Online procedures account for 0.5 days in the total time calculation.

DEALING WITH CONSTRUCTION PERMITS

Building Quality Control Index

The building quality control index is the sum of the scores on the quality of building regulations, quality control before construction, quality control during construction, quality control after construction, liability and insurance regimes, and professional certifications indices.

The index ranges from 0 to 15, with higher values indicating better quality control and safety mechanisms in the construction permitting system.

The indicator is based on the same case study assumptions as the measures of efficiency.

Table 3.3 Summary of quality control and safety mechanisms in Ukraine

	Answer	Score
Building quality control index (0-15)		8.00
Quality of building regulations index (0-2)		2.00
In what way are the building regulations (including the building code) or any regulations dealing with construction permits made available? (0-1)	Available online.	1.0
Which requirements for obtaining a building permit are clearly specified by the building regulations or by any accessible website, brochure or pamphlet? (0-1)	List of required documents; Fees to be paid; Required preapprovals.	1.0
Quality control before construction index (0-1)		0.00
Who is part of the committee or team that reviews and approves building permit applications in the relevant permit-issuing agency? (0-1)	No requirement to verify compliance.	0.0
Quality control during construction index (0-3)		2.00
What types of inspections (if any) are required by law to be carried out during construction? (0-2)	Inspections by in-house engineer; Inspections by external engineer or firm.	1.0
Do legally mandated inspections occur in practice during construction? (0-1)	Mandatory inspections are always done in practice.	1.0
Quality control after construction index (0-3)		3.00
Is there a final inspection required by law to verify that the building was built in accordance with the approved plans and regulations? (0-2)	Yes, in-house engineer submits report for final inspection.	2.0
Do legally mandated final inspections occur in practice? (0-1)	Final inspection always occurs in practice.	1.0
Liability and insurance regimes index (0-2)		1.00
Which parties (if any) are held liable by law for structural flaws or problems in the building once it is in use? (0-1)	Architect or engineer; Construction company.	1.0
Which parties (if any) are required by law to obtain an insurance policy to cover possible structural flaws or problems in the	No party is required by law to obtain insurance	0.0

	Answer	Score
building once it is in use? (0-1)	.	
Professional certifications index (0-4)		0.00
What are the qualification requirements for the professional responsible for verifying that the architectural plans or drawings are in compliance with existing building regulations? (0-2)	Minimum number of years of experience; Passing a certification exam.	0.0
What are the qualification requirements for the professional who supervises the construction on the ground? (0-2)	Minimum number of years of experience; Passing a certification exam.	0.0

Source: Doing Business database.

GETTING ELECTRICITY

Access to reliable and affordable electricity is vital for businesses. To counter weak electricity supply, many firms in developing economies have to rely on self-supply, often at a prohibitively high cost. Whether electricity is reliably available or not, the first step for a customer is always to gain access by obtaining a connection.

What do the indicators cover?

Doing Business records all procedures required for a local business to obtain a permanent electricity connection and supply for a standardized warehouse, as well as the time and cost to complete them. These procedures include applications and contracts with electricity utilities, clearances from other agencies and the external and final connection works. In addition, this year *Doing Business* adds two new measures: the reliability of supply and transparency of tariffs index (included in the aggregate distance to frontier score and ranking on the ease of doing business) and the price of electricity (omitted from these aggregate measures). The ranking of economies on the ease of getting electricity is determined by sorting their distance to frontier scores for getting electricity. These scores are the simple average of the distance to frontier scores for each of the component indicators. To make the data comparable across economies, several assumptions are used.

Assumptions about the warehouse

The warehouse:

- Is owned by a local entrepreneur.
- Is located in the economy's largest business city. For 11 economies the data are also collected for the second largest business city.
- Is located in an area where similar warehouses are typically located. In this area a new electricity connection is not eligible for a special investment promotion regime (offering special subsidization or faster service, for example).
- Is located in an area with no physical constraints. For example, the property is not near a railway.
- Is a new construction and is being connected to electricity for the first time.

WHAT THE GETTING ELECTRICITY INDICATORS MEASURE

Procedures to obtain an electricity connection (number)

- Submitting all relevant documents and obtaining all necessary clearances and permits
- Completing all required notifications and receiving all necessary inspections
- Obtaining external installation works and possibly purchasing material for these works
- Concluding any necessary supply contract and obtaining final supply

Time required to complete each procedure (calendar days)

- Is at least 1 calendar day
- Each procedure starts on a separate day
- Does not include time spent gathering information
- Reflects the time spent in practice, with little follow-up and no prior contact with officials

Cost required to complete each procedure (% of income per capita)

- Official costs only, no bribes
- Excludes value added tax

The reliability of supply and transparency of tariffs index

- Sum of the scores of six component indices:
 - Duration and frequency of outages
 - Tools to monitor power outages
 - Tools to restore power supply
 - Regulatory monitoring of utilities' performance
 - Financial deterrents aimed at limiting outages
 - Transparency and accessibility of tariffs

Price of electricity (cents per kilowatt-hour)*

- Price based on monthly bill for commercial warehouse in case study

**Price of electricity is not included in the calculation of distance to frontier nor ease of doing business ranking*

The warehouse (*continued*):

- Has two stories, both above ground, with a total surface area of approximately 1,300.6 square meters (14,000 square feet). The plot of land on which it is built is 929 square meters (10,000 square feet).
- Is used for storage of goods.

Assumptions about the electricity connection

The electricity connection:

- Is a permanent one.
- Is a three-phase, four-wire Y, 140-kilovolt-ampere (kVA) (subscribed capacity) connection (where the voltage is 120/208 V, the current would be 400 amperes; where it is 230/400 B, the current would be nearly 200 amperes).
- Is 150 meters long. The connection is to either the low-voltage or the medium-voltage distribution network and either overhead or underground, whichever is more common in the area where the warehouse is located.
- Requires works that involve the crossing of a 10-meter road (such as by excavation or overhead lines) but are all carried out on public land. There is no crossing of other owners' private property because the warehouse has access to a road.
- Includes only a negligible length in the customer's private domain.
- Will supply monthly electricity consumption of 26,880 kilowatt-hours (kWh).
- Does not involve work to install the internal electrical wiring. This has already been completed, up to and including the customer's service panel or switchboard and installation of the meter base.

Assumptions about the monthly consumption

- It is assumed that the warehouse operates 8 hours a day for 30 days a month, with equipment utilized at 80% of capacity on average, and that there are no electricity cuts (assumed for simplicity). The subscribed capacity of the warehouse is 140 kVA, with a power factor of 1 (1 kVA = 1 kW). The monthly energy consumption is therefore 26,880 kWh, and the hourly consumption 112 kWh (26,880 kWh/30 days/8 hours).
- If multiple electricity suppliers exist, the warehouse is served by the cheapest supplier.
- Tariffs effective in March of the current year are used for calculation of the price of electricity for the warehouse.

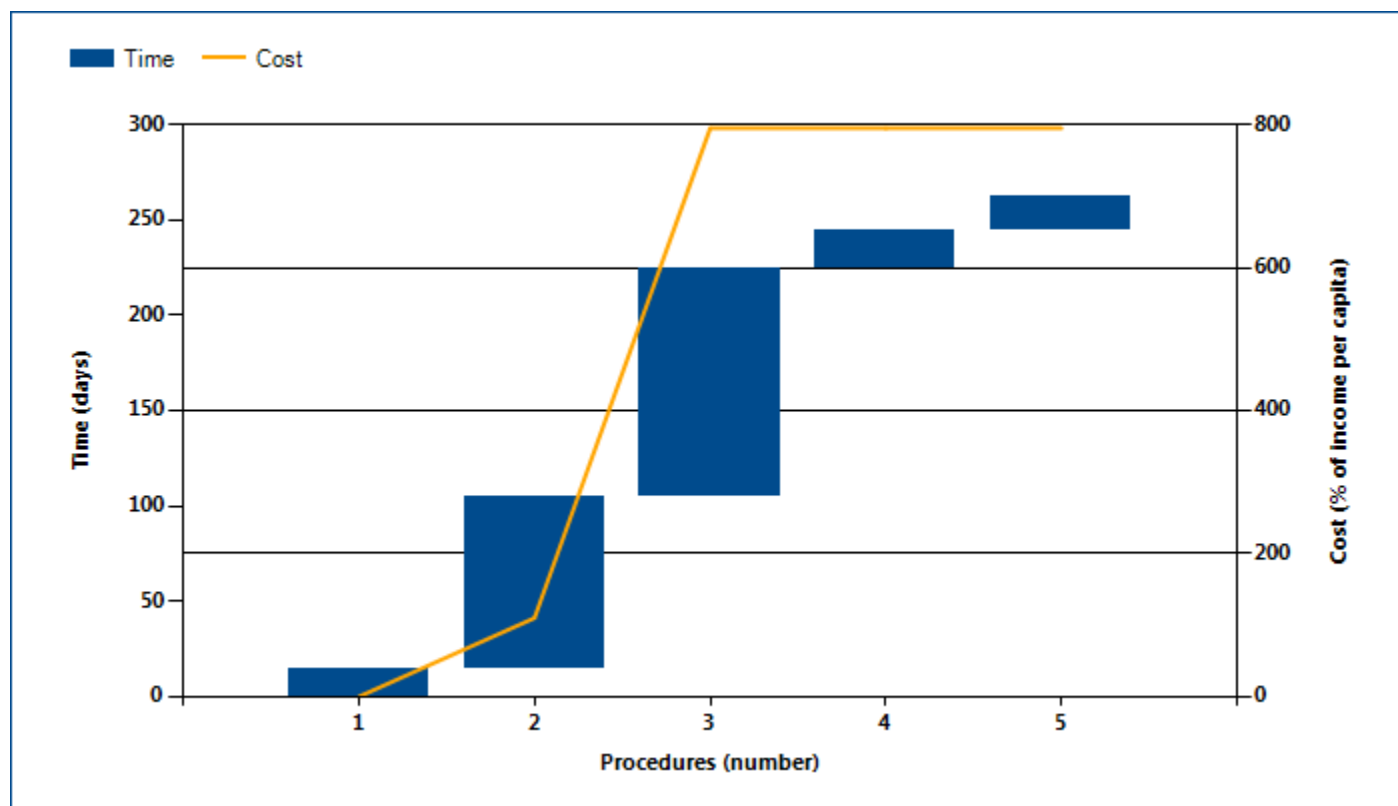
GETTING ELECTRICITY

Where does the economy stand today?

What does it take to obtain a new electricity connection in Ukraine? According to data collected by *Doing Business*, getting electricity there requires 5.00 procedures, takes 263.00 days and costs 795.30% of income per capita (figure 4.1).

Most indicator sets refer to a case scenario in the largest business city of an economy, except for 11 economies for which the data are a population-weighted average of the 2 largest business cities. See the chapter on distance to frontier and ease of doing business ranking at the end of this profile for more details.

Figure 4.1 What it takes to obtain an electricity connection in Ukraine



Source: *Doing Business* database.

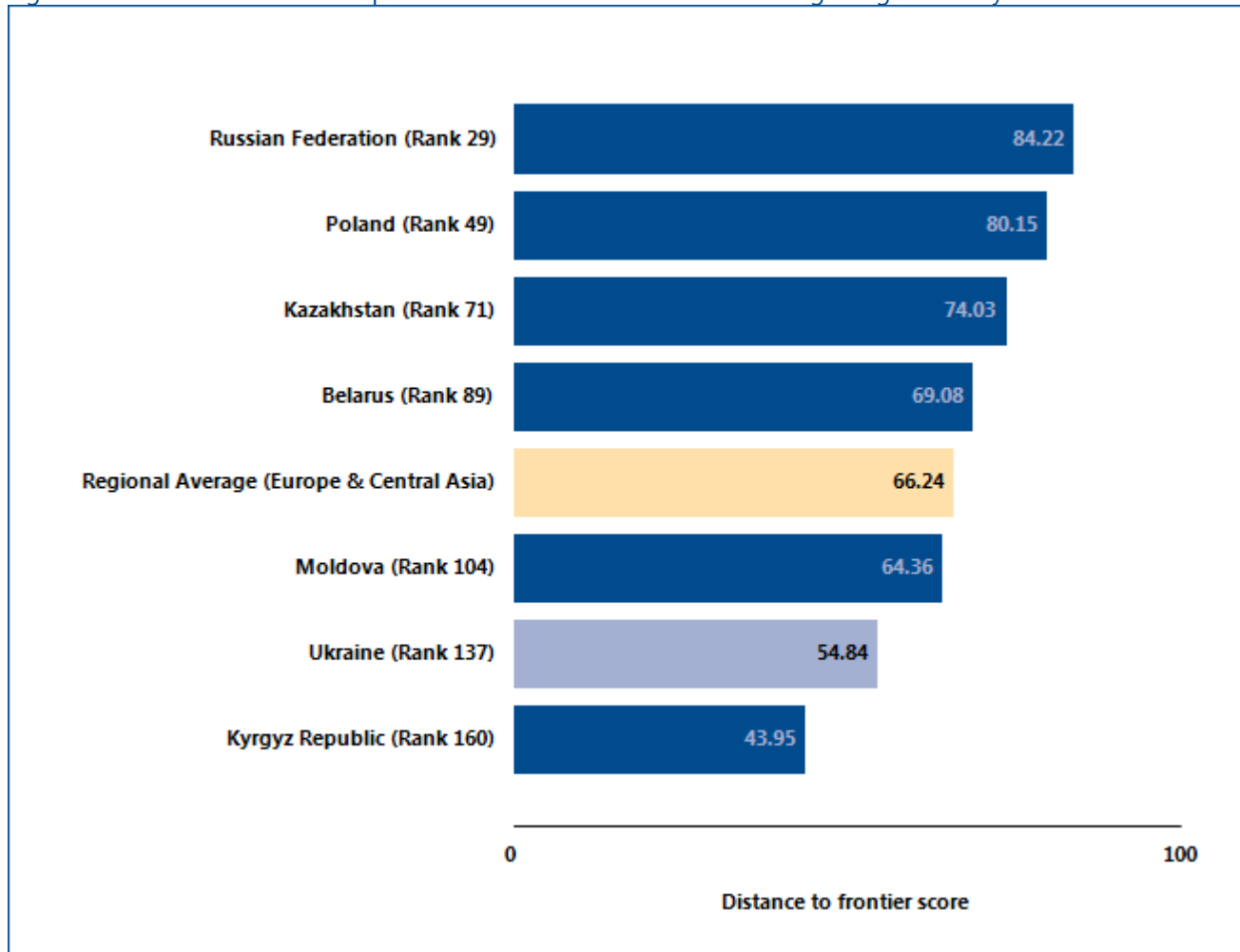
Note: Time shown in the figure above may not reflect simultaneity of procedures. For more information on the methodology of the getting electricity indicators, see the *Doing Business* website (<http://www.doingbusiness.org>). For details on the procedures reflected here, see the summary at the end of this chapter.

GETTING ELECTRICITY

Globally, Ukraine stands at 137 in the ranking of 189 economies on the ease of getting electricity (figure 4.2). The rankings for comparator economies and the regional

average ranking provide another perspective in assessing how easy it is for an entrepreneur in Ukraine to connect a warehouse to electricity.

Figure 4.2 How Ukraine and comparator economies rank on the ease of getting electricity



Source: Doing Business database.

GETTING ELECTRICITY

Obtaining an electricity connection is essential to enable a business to conduct its most basic operations. In many economies the connection process is complicated by the multiple laws and regulations involved—covering service quality, general safety, technical standards, procurement practices and internal wiring installations. In an effort to

ensure safety in the connection process while keeping connection costs reasonable, governments around the world have worked to consolidate requirements for obtaining an electricity connection. What reforms in getting electricity has *Doing Business* recorded in Ukraine (table 4.1)?

Table 4.1 How has Ukraine made getting electricity easier—or not?
By *Doing Business* report year from DB2011 to DB2016

DB year	Reform
DB2014	Ukraine made getting electricity easier by streamlining the process for obtaining a new connection.

Source: *Doing Business* database.

GETTING ELECTRICITY

What are the details?

The indicators reported here for Ukraine are based on a set of specific procedures—the steps that an entrepreneur must complete to get a warehouse connected to electricity by the local distribution utility—identified by *Doing Business*. Data are collected from the distribution utility, then completed and verified by electricity regulatory agencies and independent professionals such as electrical engineers, electrical contractors and construction companies. The electricity distribution utility surveyed is the one serving the area (or areas) in which warehouses are located. If there is a choice of distribution utilities, the one serving the largest number of customers is selected.

The procedures are those that apply to a warehouse and electricity connection matching the standard assumptions used by *Doing Business* in collecting the data (see the section in this chapter on what the indicators cover). The procedures, along with the associated time and cost, are summarized below.

OBTAINING AN ELECTRICITY CONNECTION*

Name of utility:	JSC Kievenergo
Price of electricity (US cents per kWh):	14
City:	Kiev

*Price is calculated as a monthly consumption of 26,880 kWh for business customers, based on a standardized case study adopted by the getting electricity methodology. *Doing Business* measures the price of electricity but does not include these data when calculating the distance to frontier score for getting electricity or the ranking on the ease of getting electricity.

Table 4.2 Summary of time, cost and procedures for getting electricity in Ukraine

No.	Procedure	Time to complete	Cost to complete
1	<p>Submit application to Kievenergo and await technical conditions</p> <p>The customer submits to Kievenergo an application for an electricity connection. Attached to the application the customer has to submit a number of documents: a letter with a company seal requesting the connection, bank details of the applicant, company statute, registration certificate from the tax authorities, registration certificate of the company, certificate stating that the company is included in the national company registry, document stating the appointment of the CEO, property ownership certificate and location plan of the property to be connected. After reviewing the application Kievenergo issues technical conditions. The technical conditions concern only the external connection. In general they may include instructions for construction of a new substation; lining of high-voltage and low-voltage cables; in a case of reconstruction works - participation of the subscriber in the given actions.</p> <p>The application for technical conditions is submitted to the Department of Development (департамент перспективного розвитку) at Kievenergo which is then internally passed on to the Regional Office in the particular area of Kiev where the warehouse is located and the regional office determines the point of connection. Technicians in the</p>	15 calendar days	UAH 0

No.	Procedure	Time to complete	Cost to complete
	<p>Regional offices know the network and the substations in their area very well and usually do not need to visit the site for preparation of technical conditions. At this point the connection contract is concluded which outlines the responsibilities between the customer and the utility.</p> <p><i>Agency: Kievenergo</i></p>		
2	<p>Await project design of external connection by private firm and its approval</p> <p>Once the technical conditions are issued the customer hires a licensed project design company to prepare the electrical project design of the external connection. As part of the project design the company prepares a topogeodesic plan (топогеодезическую съемку М 1:500). The topogeodesic plan is prepared to determine the technical aspects of running cable through the landscape.</p> <p>While the project is being developed the approval of the location of the substation connection to the network and/or the route of the cable 10 kV and 0.4 kV has to be obtained from Kievenergo and from the Main Architectural Planning Organization. At this point the customer should have an operation permit for the warehouse or Main Plan with the Landscape Allocation Plan. The approvals are obtained by the project design firm.</p> <p>Considering the load (140 kW) when receiving an approval of the project of external connection from Kievenergo it is required to attach the project of the internal wiring of the warehouse which at this point should be approved as part of the general architectural design of the warehouse.</p> <p>While the project is being developed the approval of the location of the substation connection to the network and/or the route of the cable 10 kV and 0.4 kV has to be obtained from Kievenergo and from the Main Architectural Planning Organization. At this point the customer should have an operation permit for the warehouse or Main Plan with the Landscape Allocation Plan. The approvals are obtained by the project design firm.</p> <p>If a substation is required before the project design is submitted for approval to Kievenergo it will have to be approved at the State Energy Inspectorate (Energonadzor/"Dergenergonaglyadu").</p> <p>Considering the load (140 kW) when receiving an approval of the project of external connection from Kievenergo it is required to attach the project of the internal wiring of the warehouse which at this point should be approved as part of the general architectural design of the warehouse.</p>	90 calendar days	UAH 39,950

No.	Procedure	Time to complete	Cost to complete
	<i>Agency: Project design firm</i>		
3	<p>Await completion of external connection works</p> <p>Once the external connection design is ready and approved, the customer needs to make the payments for the connection. Kievenoergo will select a contractor on a tender base who will under utility's supervision obtain the necessary permits and carry out the works.</p> <p><i>Agency: Kievenoergo</i></p>	120 calendar days	UAH 248,324
4	<p>Conclude supply contract with Kievenoergo (Energosbyt)</p> <p>Before turning on the power, the customer has to first conclude a supply contract with Kievenoergo (Energosbyt). The supply contract can be concluded only after all the inspections are completed.</p> <p>The documents for the supply contract can be presented in the office or sent by mail. It is required to submit a number of documents regarding internal wiring including a Technical Report of the tests of the internal wiring which should be completed after the internal wiring was finished by an electrician.</p> <p><i>Agency: Energosbyt (Kievenoergo)</i></p>	20 calendar days	UAH 0
5	<p>Request and receive turn-on of power by Kievenoergo</p> <p>Once supply agreement is concluded, the customer can visit the dispatcher department of Kievenoergo and request power turn on. The dispatcher department processes the order which permits it to turn off the 10 kV cable line, do the testing of the high voltage cable and finally turn on the electricity for the substation.</p> <p><i>Agency: Kievenoergo</i></p>	18 calendar days	UAH 0

* Takes place simultaneously with another procedure.

Source: Doing Business database.

GETTING ELECTRICITY

Reliability of supply and transparency of tariffs index

The reliability of supply and transparency of tariffs index encompasses quantitative data on the duration and frequency of power outages as well as qualitative information on the mechanisms put in place by the utility for monitoring power outages and restoring power supply, the reporting relationship between the utility and the regulator for power outages, the transparency and accessibility of tariffs and whether the utility faces a financial deterrent aimed at limiting outages (such as a requirement to compensate customers or pay fines when outages exceed a certain cap).

The index ranges from 0 to 8, with higher values indicating greater reliability of electricity supply and greater transparency of tariffs.

Doing Business uses the system average interruption duration index (SAIDI) and the system average interruption frequency index (SAIFI) to measure the duration and frequency of power outages in the largest business city of each economy (for 11 economies the data are also collected for the second largest business city). SAIDI is the average total duration of outages over the course of a year for each customer served, while SAIFI is the average number of service interruptions experienced by a customer in a year. Annual data (covering the calendar year) are collected from distribution utility companies and national regulators on SAIDI and SAIFI. Both SAIDI and SAIFI estimates include load shedding.

Table 4.3 Reliability of Supply and Transparency of Tariff Index in Ukraine

	Answer	Score
Reliability of supply and transparency of tariff index (0-8)		5.00
Total duration and frequency of outages per customer a year (0-3)		1.00
System average interruption duration index (SAIDI)	5.0	
System average interruption frequency index (SAIFI)	2.3	
Mechanisms for monitoring outages (0-1)		1.0
Does the distribution utility use automated tools to monitor outages?	Yes	
Mechanisms for restoring service (0-1)		1.0
Does the distribution utility use automated tools to restore service?	Yes	
Regulatory monitoring (0-1)		1.00
Does a regulator—that is, an entity separate from the utility—monitor the utility's performance on reliability of supply?	Yes	
Financial deterrents aimed at limiting outages (0-1)		0.00
Does the utility either pay compensation to customers or face fines by the regulator (or both) if outages exceed a certain cap?	No	
Communication of tariffs and tariff changes (0-1)		1.00
Are effective tariffs available online?	Yes	
Link to the website, if available online	http://kyivenergo.	

	Answer	Score
	ua/ee-company/tarifi	
Are customers notified of a change in tariff ahead of the billing cycle?	Yes	
Price of electricity (US cents per kWh)		13.60

Source: *Doing Business* database.

Note: If data on power outages is not collected or if the SAIFI index or SAIDI index are above the threshold of 100, the economy is not eligible to obtain a score in the Reliability of Supply and Transparency of Tariff Index. If SAIDI and SAIFI are 12 (equivalent to an outage of one hour each month) or below, a score of 1 is assigned. If SAIDI and SAIFI are 4 (equivalent to an outage of one hour each quarter) or below, 1 additional point is assigned. Finally, if SAIDI and SAIFI are 1 (equivalent to an outage of one hour per year) or below, 1 more point is assigned. *Doing Business* measures the price of electricity but does not include these data when calculating the distance to frontier score for getting electricity or the ranking on the ease of getting electricity. The price of electricity is measured in cents per kilowatt-hour. On the basis of the assumptions about monthly consumption, a monthly bill for a commercial warehouse in the largest business city of the economy is computed for the month of March. As noted, the warehouse uses electricity 30 days a month, from 9:00 a.m. to 5:00 p.m., so different tariff schedules may apply if a time-of-use tariff is available.

REGISTERING PROPERTY

Ensuring formal property rights is fundamental. Effective administration of land is part of that. If formal property transfer is too costly or complicated, formal titles might go informal again. And where property is informal or poorly administered, it has little chance of being accepted as collateral for loans—limiting access to finance.

What do the indicators cover?

Doing Business records the full sequence of procedures necessary for a business to purchase property from another business and transfer the property title to the buyer's name. The transaction is considered complete when it is opposable to third parties and when the buyer can use the property, use it as collateral for a bank loan or resell it. In addition, this year *Doing Business* adds a new measure to the set of registering property indicators, an index of the quality of the land administration system in each economy. The ranking of economies on the ease of registering property is determined by sorting their distance to frontier scores for registering property. These scores are the simple average of the distance to frontier scores for each of the component indicators. To make the data comparable across economies, several assumptions about the parties to the transaction, the property and the procedures are used.

The parties (buyer and seller):

- Are limited liability companies, 100% domestically and privately owned and perform general commercial activities and are located in the economy's largest business city².
- Have 50 employees each, all of whom are nationals.

The property (fully owned by the seller):

- Has a value of 50 times income per capita. The sale price equals the value and entire property will be transferred.
- Is registered in the land registry or cadastral, or both, and is free of title disputes.

WHAT THE REGISTERING PROPERTY INDICATORS MEASURE

Procedures to legally transfer title on immovable property (number)

Preregistration (for example, checking for liens, notarizing sales agreement, paying property transfer taxes)

Registration in the economy's largest business city²

Postregistration (for example, filing title with the municipality)

Time required to complete each procedure (calendar days)

Does not include time spent gathering information

Each procedure starts on a separate day. Procedures that can be fully completed online are recorded as ½ day.

Procedure considered completed once final document is received

No prior contact with officials

Cost required to complete each procedure (% of property value)

Official costs only, no bribes

No value added or capital gains taxes included

Quality of land administration index (0-30)

- Is located in a periurban commercial zone, and no rezoning is required.
- Has no mortgages attached, has been under the same ownership for the past 10 years.
- Consists of 557.4 square meters (6,000 square feet) of land and a 10-year-old, 2-story warehouse of 929 square meters (10,000 square feet). The warehouse is in good condition and complies with all safety standards, building codes and legal requirements. There is no heating system.

² For the 11 economies with a population of more than 100 million, data for a second city have been added.

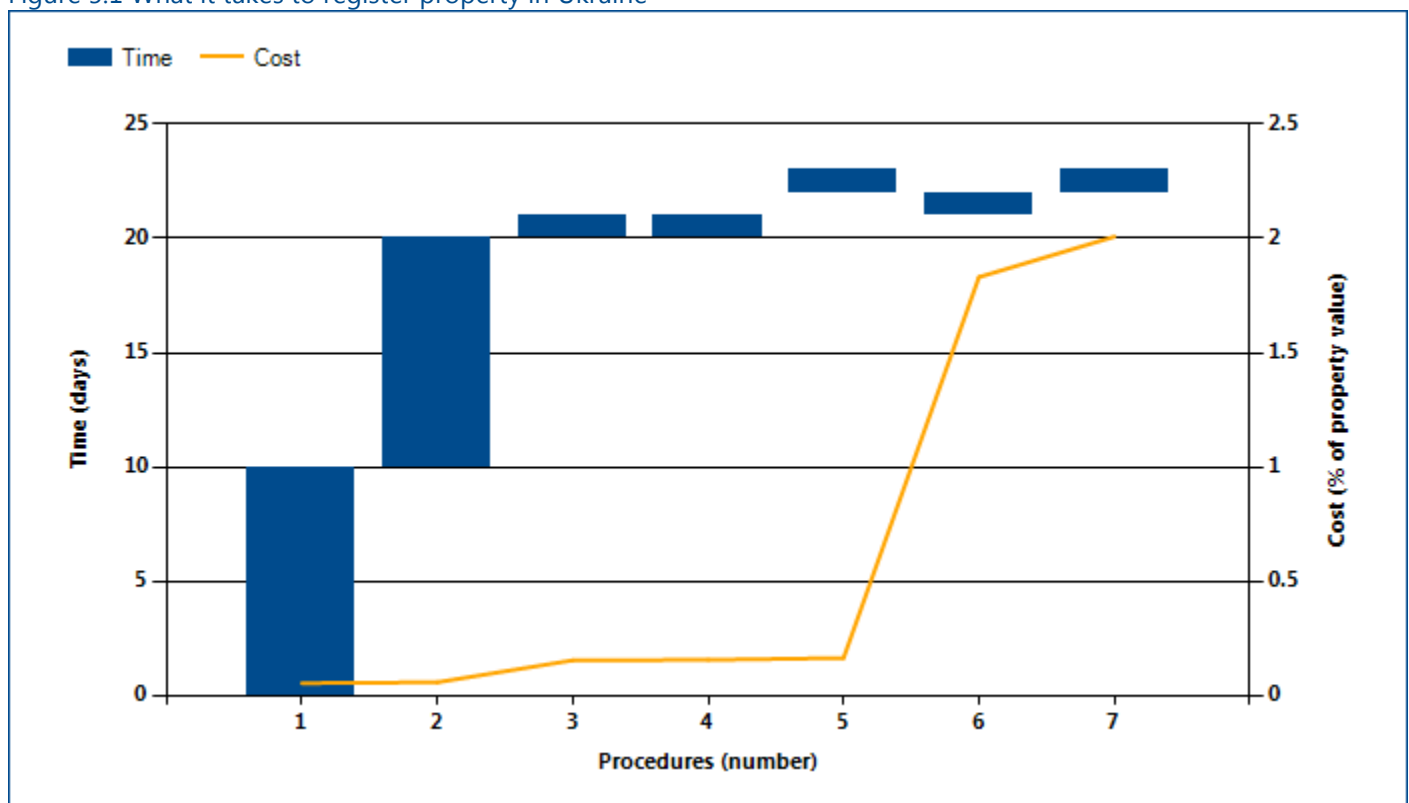
REGISTERING PROPERTY

Where does the economy stand today?

What does it take to complete a property transfer in Ukraine? According to data collected by *Doing Business*, registering property there requires 7.00 procedures, takes 23.00 days and costs 2.00% of the property value (figure 5.1).

Most indicator sets refer to a case scenario in the largest business city of an economy, except for 11 economies for which the data are a population-weighted average of the 2 largest business cities. See the chapter on distance to frontier and ease of doing business ranking at the end of this profile for more details.

Figure 5.1 What it takes to register property in Ukraine



Source: *Doing Business* database.

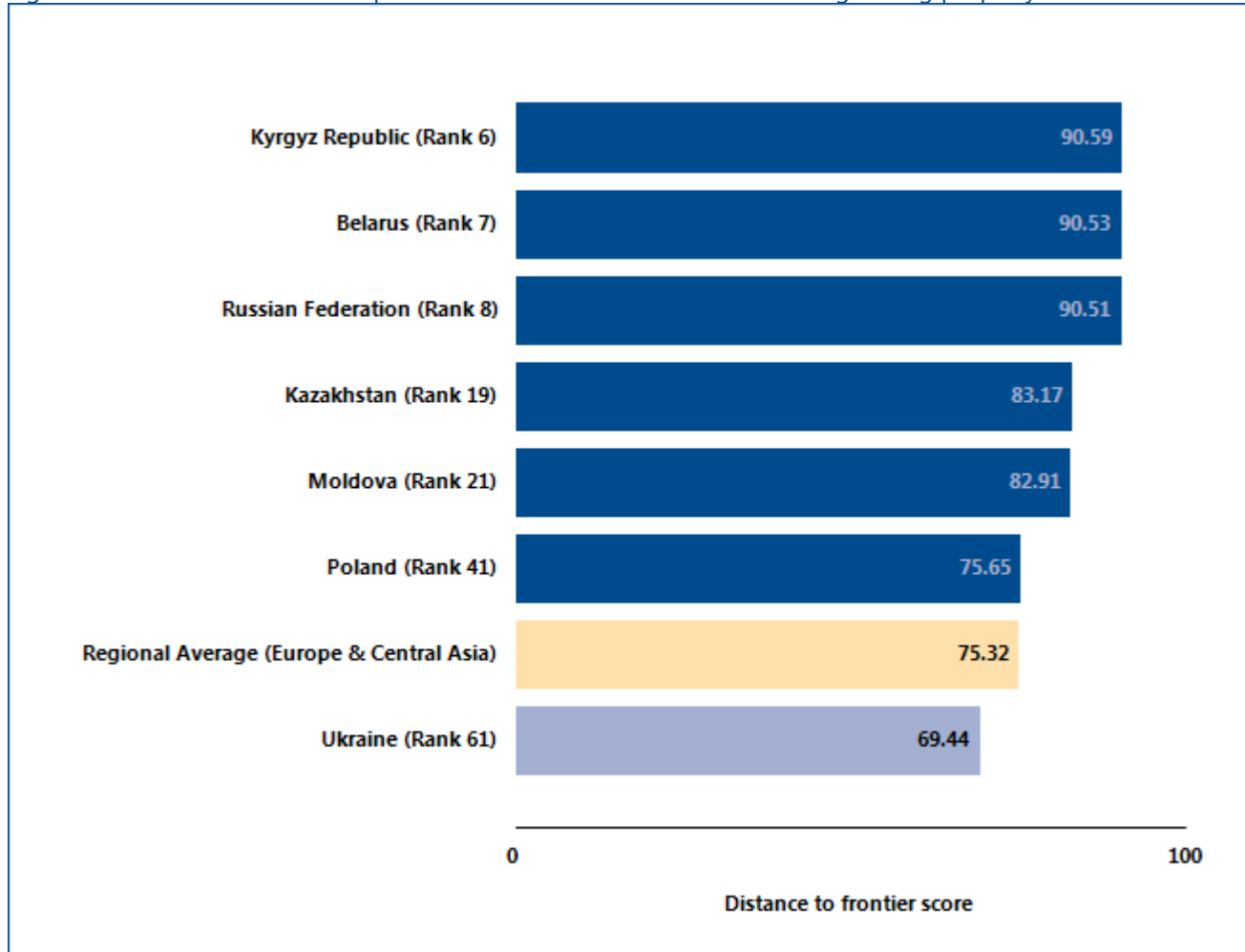
Note: Time shown in the figure above may not reflect simultaneity of procedures. Online procedures account for 0.5 days in the total time calculation. For more information on the methodology of the registering property indicators, see the *Doing Business* website (<http://www.doingbusiness.org>). For details on the procedures reflected here, see the summary at the end of this chapter.

REGISTERING PROPERTY

Globally, Ukraine stands at 61 in the ranking of 189 economies on the ease of registering property (figure 5.2). The rankings for comparator economies and the

regional average ranking provide other useful information for assessing how easy it is for an entrepreneur in Ukraine to transfer property.

Figure 5.2 How Ukraine and comparator economies rank on the ease of registering property



Source: Doing Business database.

REGISTERING PROPERTY

Economies worldwide have been making it easier for entrepreneurs to register and transfer property—such as by computerizing land registries, introducing time limits for procedures and setting low fixed fees. Many have cut

the time required substantially—enabling buyers to use or mortgage their property earlier. What property registration reforms has *Doing Business* recorded in Ukraine (table 5.1)?

Table 5.1 How has Ukraine made registering property easier—or not?
By *Doing Business* report year from DB2011 to DB2016

DB year	Reform
DB2013	Ukraine made property transfers faster by introducing an effective time limit for processing transfer applications at the land cadastre in Kiev.
DB2014	Ukraine made transferring property easier by streamlining procedures and revamping the property registration system.

Source: *Doing Business* database.

Note: For information on reforms in earlier years (back to DB2005), see the *Doing Business* reports for these years, available at <http://www.doingbusiness.org>.

REGISTERING PROPERTY

What are the details?

The indicators reported here are based on a set of specific procedures—the steps that a buyer and seller must complete to transfer the property to the buyer's name—identified by *Doing Business* through information collected from local property lawyers, notaries and property registries. These procedures are those that apply to a transaction matching the standard assumptions used by *Doing Business* in collecting the data (see the section in this chapter on what the indicators cover). The procedures, along with the associated time and cost, are summarized below.

STANDARD PROPERTY TRANSFER

Property value: UAH 1,812,257

City: Kiev

Table 5.2 Summary of time, cost and procedures for registering property in Ukraine

No.	Procedure	Time to complete	Cost to complete
1	<p>Assess the price of the land</p> <p>The document on evaluation of the price of land can be provided either by the local divisions of the State Center of the Land Cadastre, or by the legal entities that are licensed by the State Center of the Land Cadastre for providing such services. In Kiev, such service would cost around 300 UAH (around 60 USD) and take minimum 2 weeks. The procedure of evaluation of the price of land is quite complex, it includes land inspection, market research, etc. Evaluation of the price of land is required before the notarization of the agreement.</p> <p><i>Agency: Center of State Land Cadastre</i></p>	10 days	UAH 1,000
2	<p>Obtain the extract from the State Center of the Land Cadastre</p> <p>The extract from State Land Cadastre contains full information about the land plot (owner, location, use restrictions, encumbrances etc). The notary may not attest the agreement without such extract. The procedure is governed by Article 38 of the Law 'On State Land Cadastre' and Paragraphs 162 - 186 of the CMU Resolution No 1051. While the CMU Resolution No 1051 allows the notary to obtain the extract electronically, this option is not available for technical reasons.</p> <p>The Seller shall submit the following documents to obtain the extract:</p> <ul style="list-style-type: none"> - application in accordance with established form; - document confirming payment of fee for issuance of the extract; - document confirming powers of the person to request and obtain the extract. <p>In addition to the above documents, the Seller shall present original document confirming ownership rights to the land plot (e.g. a</p>	10 days	UAH 68

No.	Procedure	Time to complete	Cost to complete
	<p>state act of ownership rights) and personal identification document. The extract is valid for 3 months.</p> <p><i>Agency: Chief Department of the State Agency of Land Resources in the City of Kyiv</i></p>		
<p>3</p>	<p>Notary registers ownership rights for seller in the new State Register of Property Rights to Immovable Property</p> <p>From January 01, 2013, a new State Register of Property Rights to Immovable Property ("Register of Property Rights") has been launched. Unlike the State Land Cadastre, which automatically absorbed information about all existing land plots from the (no longer active) State Register of Lands, the Register of Property Rights does not contain information about the ownership rights to immovable property which have been registered before January 01, 2013. For this reason, prior to execution of the Property sale and purchase agreement, the Seller has to register ownership rights to the Property in the new Register of Property Rights.</p> <p>Registration of Seller's ownership rights to the Property is performed by the notary attesting the sale and purchase agreement. The Seller shall provide to the notary:</p> <ul style="list-style-type: none"> - ownership documents to the Property; - application in accordance with established form; - documents confirming payment of registration fees. <p>The notary: (1) checks the Seller's ownership documents; (2) records Seller's ownership rights in the Register of Property Rights; and (3) issues an extract from the Register of Property Rights confirming Seller's ownership rights to the Property. "</p> <p><i>Agency: Notary</i></p>	<p>Less than a day (online procedure)</p>	<p>UAH 1500 notary fee UAH 120 for the initial registration of the land in the new registry of ownership rights UAH 120 for the initial registration of the warehouse</p>
<p>4</p>	<p>Obtain the extract from the State Register of Encumbrances over movable property</p> <p>The notary will verify through this procedure that the tax authorities have not registered a security interest over the real property. Since January 2013, the notaries can obtain this information online.</p> <p><i>Agency: Notary</i></p>	<p>Less than a day (online procedure)</p>	<p>UAH 34</p>

No.	Procedure	Time to complete	Cost to complete
5	<p>Check for encumbrances at the State Registry of Property Rights on Immovable Property</p> <p>Notary searches the former State Register of Ownership Rights to Immovable Property, State Register of Mortgages, State Register of Immovable Property Alienation Bans and State Register of Encumbrances over Movable Property.</p> <p>From January 01, 2013, three state registers containing information about encumbrances on immovable property: (1) State Register of Mortgages; (2) State Register of Immovable Property Alienation Bans; and (3) State Register of Encumbrances over Movable Property (in respect of tax liens) – are inactive. These registers serve only as a source of information for the notary who transfers the relevant encumbrances from these registers to the Register of Property Rights upon first-time registration of ownership rights to immovable property in the Register of Property Rights. Therefore, to verify encumbrances on the property ownership rights to which have been registered in the Register of Property Rights, the notary will search only in this register. This procedure takes one day and is performed on the same day on which the Property sale and purchase agreement is executed, prior to the execution of the agreement.</p> <p><i>Agency: Notary</i></p>	<p>Less than a days (online; simultaneous with procedures 6 & 7)</p>	<p>UAH 51 for the Seller's LLC UAH 51 for checking against encumbrances on land UAH 51 for checking against encumbrances on warehouse</p>
6	<p>* Prepare and notarize the sale agreement (land and building)</p> <p>The sale purchase agreement of the building is notarized by a private or public notary. Notary's fees are agreed among parties. There could be one single agreement underpinning both sale of building and sale of land or be two separate agreements: the sale of building (warehouse) and the sale of land parcel. Parties can prepare the sale agreements by themselves before notarization, but usually the notary prefers to use his standard proforma. State Duty (fee) is paid to the notary and equals 1% of the transactional value of the building. The buyer of the building will also pay a special assessment in the amount of 1% of building's transactional value to the State Pension Fund. The buyer can make the payment to the State Pension Fund prior to the notarization of building sale agreement or provide the notary with the money to make such payment.</p> <p>The documentation shall include:</p> <ul style="list-style-type: none"> • Ownership documents • Founding documents of the company • Decision with respect to the sale of the building (if necessary) • Extract from the State Land Cadastre, • Extracts from the Unified State Registry of Legal Persons and Physical Persons - Entrepreneurs (documents - copy of the passport and 	<p>1 day (simultaneous with procedures 5 & 7)</p>	<p>Notary fee for the land (paid by the buyer): UAH 1,500 Notary fee for the warehouse (paid by the buyer): UAH 1,500 1% of the value of the land 1% of the value of the warehouse 1% of the value of the warehouse (NOT THE LAND, only the building) for the pension fund contribution.</p>

No.	Procedure	Time to complete	Cost to complete
	<p>application, issuing authority - any State District Administration in the City (but it is recommended to obtain it in the administration in which respective legal person was registered))</p> <ul style="list-style-type: none"> • Act of evaluation of parcel of land, powers of attorney (if necessary) • Notary certifies agreement, makes inscription on the State Certificate on Land Ownership as to the transference of title over parcel of land to new owner, registers information as to the transaction in the Unified State Registry of Transactions and issues an extract from this registry on above mentioned transaction. <p><i>Agency: Notary</i></p>		
7	<p>* Notary registers Buyer's ownership rights on the property in the Register of Property Rights</p> <p>From January 01, 2013, the registration of ownership rights to immovable property (other than newly constructed building/newly allotted land plot in some other cases) is performed by notaries attesting the sale and purchase agreement (Articles 3.5, 9 of the Law of Ukraine "On State Registration of Property Rights to Immovable Property and Their Encumbrances").</p> <p>Following notarial attestation of the Property sale and purchase agreement, the notary shall register Buyer's ownership rights to the Property in the Register of Property Rights. The procedure of registration is governed by Articles 15-24 of the Law of Ukraine "On State Registration of Property Rights to Immovable Property and Their Encumbrances" No 1952-IV of July 01, 2004, as restated and amended, and the Resolution of Cabinet of Ministers of Ukraine No 703 dated June 22, 2011, as amended ("CMU Resolution No 703"). The registration is performed by the notary based on the Buyer's application (in accordance with established form) and the Property sale and purchase agreement. Upon registration of Buyer's ownership rights to the Property, the notary issues an extract from the Register of Property Rights for the Buyer.</p> <p><i>Agency: Notary</i></p>	<p>Less than a day (online procedure; simultaneous with procedures 5 & 6)</p>	<p>Notary fee: UAH 1,500 UAH 730.8 administrative fee for the land ownership transfer (adminsbor) UAH 730.8 administrative fee for the warehouse ownership transfer (adminsbor) UAH 120 (land) registration fee UAH 120 (warehouse) registration fee.</p>

* Takes place simultaneously with another procedure.

Source: *Doing Business* database.

Note: Online procedures account for 0.5 days in the total time calculation.

REGISTERING PROPERTY

Quality of land administration

The quality of land administration index is the sum of the scores on the reliability of infrastructure, transparency of information, geographic coverage and land dispute resolution indices.

The index ranges from 0 to 30, with higher values indicating better quality of the land administration system.

If private sector entities were unable to register property transfers in an economy between June 2014 and June 2015, the economy receives a “no practice” mark on the procedures, time and cost indicators. A “no practice” economy receives a score of 0 on the quality of land administration index even if its legal framework includes provisions related to land administration.

Table 5.3 Summary of quality of land administration in Ukraine

	Answer	Score
Quality of the land administration index (0-30)		15.50
Reliability of infrastructure index (0-8)		6.00
What is the institution in charge of immovable property registration?	State Agency of Land Resources and the State Registry on Property Rights under the Ministry of Justice	
In what format are the majority of title or deed records kept in the largest business city—in a paper format or in a computerized format (scanned or fully digital)?	Computer/Scanned	1.0
Is there an electronic database for checking for encumbrances (liens, mortgages, restrictions and the like)?	Yes	1.0
Institution in charge of the plans showing legal boundaries in the largest business city:	State Enterprise "Center of the State Land Cadastre"	
In what format are the majority of maps of land plots kept in the largest business city—in a paper format or in a computerized format (scanned or fully digital)?	Computer/Fully digital	2.0
Is there an electronic database for recording boundaries, checking plans and providing cadastral information (geographic information system)?	Yes	1.0
Is the information recorded by the immovable property registration agency and the cadastral or mapping agency kept in a single database, in different but linked databases or in separate databases?	Separate databases	0.0
Do the immovable property registration agency and cadastral or	Yes	1.0

	Answer	Score
mapping agency use the same identification number for properties?		
Transparency of information index (0–6)		3.00
Who is able to obtain information on land ownership at the agency in charge of immovable property registration in the largest business city?	Only intermediaries (notaries, lawyers, etc.)	0.0
Is the list of documents that are required to complete any type of property transaction made publicly available—and if so, how?	Yes, online	0.5
Link for online access:	http://zakon2.rada.gov.ua/laws/show/z0282-12/paran19#n19	
Is the applicable fee schedule for any property transaction at the agency in charge of immovable property registration in the largest business city made publicly available—and if so, how?	Yes, on public boards	0.5
Link for online access:		
Does the agency in charge of immovable property registration commit to delivering a legally binding document that proves property ownership within a specific time frame—and if so, how does it communicate the service standard?	Yes, online	0.5
Link for online access:	http://www.drsu.gov.ua/show/9855	
Is there a specific and separate mechanism for filing complaints about a problem that occurred at the agency in charge of immovable property registration?	No	0.0
Contact information:		
Are there publicly available official statistics tracking the number of transactions at the immovable property registration agency?	No	0.0
Number of property transfers in the largest business city in 2014:		
Who is able to consult maps of land plots in the largest business city?	Freely accessible by anyone	0.5
Is the applicable fee schedule for accessing maps of land plots made publicly available—and if so, how?	Yes, on public boards	0.5
Link for online access:		
Does the cadastral or mapping agency commit to delivering an updated map within a specific time frame—and if so, how does it communicate the service standard?	Yes, on public boards	0.5

	Answer	Score
Link for online access:		
Is there a specific and separate mechanism for filing complaints about a problem that occurred at the cadastral or mapping agency?	No	0.0
Contact information:		
Geographic coverage index (0–8)		0.00
Are all privately held land plots in the economy formally registered at the immovable property registry?	No	0.0
Are all privately held land plots in the largest business city formally registered at the immovable property registry?	No	0.0
Are all privately held land plots in the economy mapped?	No	0.0
Are all privately held land plots in the largest business city mapped?	No	0.0
Land dispute resolution index (0–8)		6.50
Does the law require that all property sale transactions be registered at the immovable property registry to make them opposable to third parties?	Yes	1.5
Is the system of immovable property registration subject to a state or private guarantee?	Yes	0.5
Is there a specific compensation mechanism to cover for losses incurred by parties who engaged in good faith in a property transaction based on erroneous information certified by the immovable property registry?	No	0.0
Does the legal system require a control of legality of the documents necessary for a property transaction (e.g., checking the compliance of contracts with requirements of the law)?	Yes	0.5
If yes, who is responsible for checking the legality of the documents?	Notary.	
Does the legal system require verification of the identity of the parties to a property transaction?	Yes	0.5
If yes, who is responsible for verifying the identity of the parties?	Notary.	
Is there a national database to verify the accuracy of identity documents?	No	0.0
For a standard land dispute between two local businesses over tenure rights of a property worth 50 times gross national income (GNI) per capita and located in the largest business city, what court would be in charge of the case in the first instance?	The Commercial (Economic) Court of Kyiv	
How long does it take on average to obtain a decision from the first-instance court for such a case (without appeal)?	Less than a year	3.0

	Answer	Score
Are there any statistics on the number of land disputes in the first instance?	Yes	0.5
Number of land disputes in the largest business city in 2014:	3998 in commercial courts, 12227 in civil courts, 3326 in administrative courts	

Source: Doing Business database.

GETTING CREDIT

Two types of frameworks can facilitate access to credit and improve its allocation: credit information systems and borrowers and lenders in collateral and bankruptcy laws. Credit information systems enable lenders' rights to view a potential borrower's financial history (positive or negative)—valuable information to consider when assessing risk. And they permit borrowers to establish a good credit history that will allow easier access to credit. Sound collateral laws enable businesses to use their assets, especially movable property, as security to generate capital—while strong creditors' rights have been associated with higher ratios of private sector credit to GDP.

What do the indicators cover?

Doing Business assesses the sharing of credit information and the legal rights of borrowers and lenders with respect to secured transactions through 2 sets of indicators. The depth of credit information index measures rules and practices affecting the coverage, scope and accessibility of credit information available through a credit registry or a credit bureau. The strength of legal rights index measures whether certain features that facilitate lending exist within the applicable collateral and bankruptcy laws. *Doing Business* uses two case scenarios, Case A and Case B, to determine the scope of the secured transactions system, involving a secured borrower and a secured lender and examining legal restrictions on the use of movable collateral (for more details on each case, see the Data Notes section of the *Doing Business 2016* report). These scenarios assume that the borrower:

- Is a private limited liability company.
- Has its headquarters and only base of operations in the largest business city. For the 11 economies with a population of more than 100 million, data for a second city have been added.

WHAT THE GETTING CREDIT INDICATORS MEASURE

Strength of legal rights index (0–12)

Rights of borrowers and lenders through collateral laws

Protection of secured creditors' rights through bankruptcy laws

Depth of credit information index (0–8)

Scope and accessibility of credit information distributed by credit bureaus and credit registries

Credit bureau coverage (% of adults)

Number of individuals and firms listed in largest credit bureau as percentage of adult population

Credit registry coverage (% of adults)

Number of individuals and firms listed in credit registry as percentage of adult population

- Has up to 50 employees.
- Is 100% domestically owned, as is the lender.

The ranking of economies on the ease of getting credit is determined by sorting their distance to frontier scores for getting credit. These scores are the distance to frontier score for the strength of legal rights index and the depth of credit information index.

GETTING CREDIT

Where does the economy stand today?

How well do the credit information system and collateral and bankruptcy laws in Ukraine facilitate access to credit? The economy has a score of 7.00 on the depth of credit information index and a score of 8.00 on the strength of legal rights index (see the summary of scoring at the end of this chapter for details). Higher scores indicate more credit information and stronger legal rights for borrowers and lenders.

Globally, Ukraine stands at 19 in the ranking of 189 economies on the ease of getting credit (figure 6.1). The rankings for comparator economies provide other useful information for assessing how well regulations and institutions in Ukraine support lending and borrowing.

Figure 6.1 How Ukraine and comparator economies rank on the ease of getting credit



Source: Doing Business database.

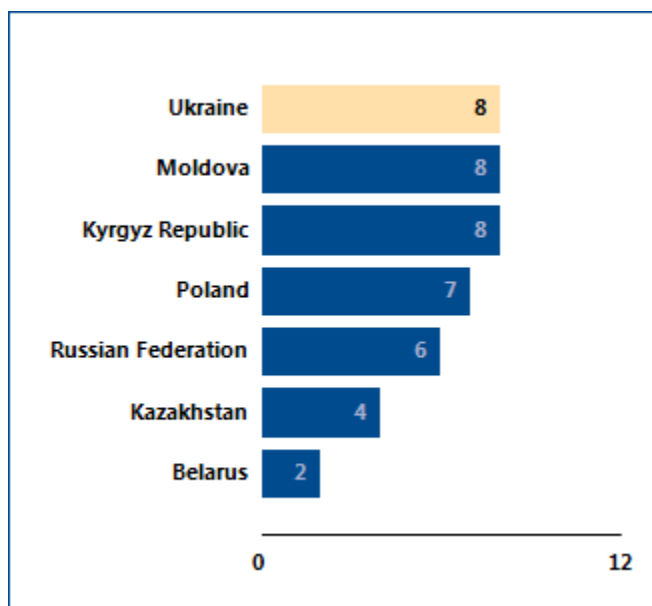
GETTING CREDIT

One way to put an economy’s score on the getting credit indicators into context is to see where the economy stands in the distribution of scores across economies. Figure 6.2 highlights the score on the strength of legal

rights index for Ukraine and shows the scores for comparator economies as well as the regional average score. Figure 6.3 shows the same for the depth of credit information index.

Figure 6.2 How strong are legal rights for borrowers and lenders?

Economy scores on strength of legal rights index

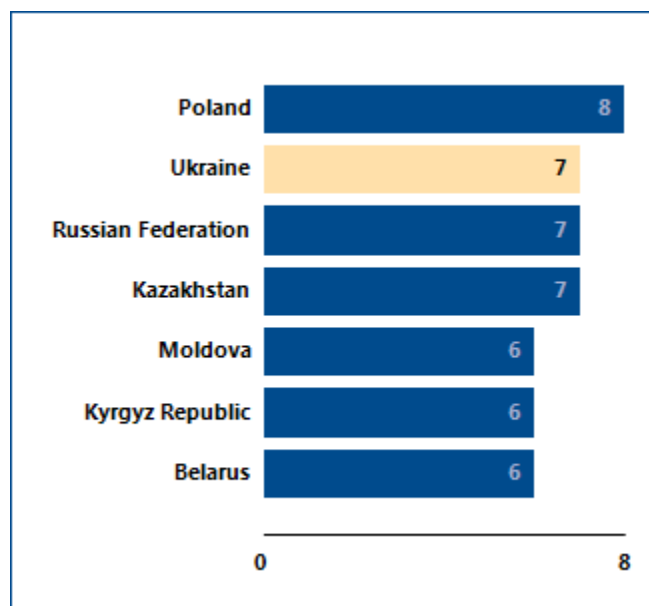


Source: Doing Business database.

Note: Higher scores indicate that collateral and bankruptcy laws are better designed to facilitate access to credit.

Figure 6.3 How much credit information is shared—and how widely?

Economy scores on depth of credit information index



Source: Doing Business database.

Note: Higher scores indicate the availability of more credit information, from either a credit registry or a credit bureau, to facilitate lending decisions. If the credit bureau or registry is not operational or covers less than 5% of the adult population, the total score on the depth of credit information index is 0.

GETTING CREDIT

When economies strengthen the legal rights of lenders and borrowers under collateral and bankruptcy laws, and increase the scope, coverage and accessibility of credit

information, they can increase entrepreneurs' access to credit. What credit reforms has *Doing Business* recorded in Ukraine (table 6.1)?

Table 6.1 How has Ukraine made getting credit easier—or not?
By *Doing Business* report year from DB2011 to DB2016

DB year	Reform
DB2014	Ukraine improved access to credit information by collecting data on firms from financial institutions.

Source: *Doing Business* database.

Note: For information on reforms in earlier years (back to DB2005), see the *Doing Business* reports for these years, available at <http://www.doingbusiness.org>.

GETTING CREDIT

What are the details?

The getting credit indicators reported here for Ukraine are based on detailed information collected in that economy. The data on credit information sharing are collected through a survey of a credit registry and/or credit bureau (if one exists). To construct the depth of credit information index, a score of 1 is assigned for each of 8 features of the credit registry or credit bureau (see summary of scoring below).

The data on the legal rights of borrowers and lenders are gathered through a survey of financial lawyers and verified through analysis of laws and regulations as well as public sources of information on collateral and bankruptcy laws. For the strength of legal rights index, a score of 1 is assigned for each of 10 aspects related to legal rights in collateral law and 2 aspects in bankruptcy law.

Strength of legal rights index (0–12)	Index score: 8.00
Does an integrated or unified legal framework for secured transactions that extends to the creation, publicity and enforcement of functional equivalents to security interests in movable assets exist in the economy?	No
Does the law allow businesses to grant a non possessory security right in a single category of movable assets, without requiring a specific description of collateral?	Yes
Does the law allow businesses to grant a non possessory security right in substantially all of its assets, without requiring a specific description of collateral?	Yes
May a security right extend to future or after-acquired assets, and may it extend automatically to the products, proceeds or replacements of the original assets?	Yes
Is a general description of debts and obligations permitted in collateral agreements; can all types of debts and obligations be secured between parties; and can the collateral agreement include a maximum amount for which the assets are encumbered?	Yes
Is a collateral registry in operation for both incorporated and non-incorporated entities, that is unified geographically and by asset type, with an electronic database indexed by debtor's name?	Yes
Does a notice-based collateral registry exist in which all functional equivalents can be registered?	No
Does a modern collateral registry exist in which registrations, amendments, cancellations and searches can be performed online by any interested third party?	No
Are secured creditors paid first (i.e. before tax claims and employee claims) when a debtor defaults outside an insolvency procedure?	Yes
Are secured creditors paid first (i.e. before tax claims and employee claims) when a business is liquidated?	Yes
Are secured creditors subject to an automatic stay on enforcement when a debtor enters a court-supervised reorganization procedure? Does the law protect secured creditors' rights by providing clear grounds for relief from the stay and/or sets a time limit for it?	No
Does the law allow parties to agree on out of court enforcement at the time a security interest is created? Does the law allow the secured creditor to sell the collateral through public auction and private tender, as well as, for the secured creditor to keep the asset in satisfaction of the debt?	Yes

Depth of credit information index (0–8)	Credit bureau	Credit registry	Index score: 7.00
Are data on both firms and individuals distributed?	Yes	No	1
Are both positive and negative credit data distributed?	Yes	No	1
Are data from retailers or utility companies - in addition to data from banks and financial institutions - distributed?	No	No	0
Are at least 2 years of historical data distributed? (Credit bureaus and registries that distribute more than 10 years of negative data or erase data on defaults as soon as they are repaid obtain a score of 0 for this component.)	Yes	No	1
Are data on loan amounts below 1% of income per capita distributed?	Yes	No	1
By law, do borrowers have the right to access their data in the credit bureau or credit registry?	Yes	No	1
Can banks and financial institutions access borrowers' credit information online (for example, through an online platform, a system-to-system connection or both)?	Yes	No	1
Are bureau or registry credit scores offered as a value-added service to help banks and financial institutions assess the creditworthiness of borrowers?	Yes	No	1

Note: An economy receives a score of 1 if there is a "yes" to either bureau or registry. If the credit bureau or registry is not operational or covers less than 5% of the adult population, the total score on the depth of credit information index is 0.

Coverage	Credit bureau	Credit registry
Number of firms	120,000	0
Number of individuals	11,600,000	0
Total	11,720,000	0
Total percentage of adult population	36.70	0.00

Source: Doing Business database.

PROTECTING MINORITY INVESTORS

Protecting minority investors matters for the ability of companies to raise the capital they need to grow, innovate, diversify and compete. Effective regulations define related-party transactions precisely, promote clear and efficient disclosure requirements, require shareholder participation in major decisions of the company and set detailed standards of accountability for company insiders.

What do the indicators cover?

Doing Business measures the protection of minority investors from conflicts of interest through one set of indicators and shareholders' rights in corporate governance through another. The ranking of economies on the strength of minority investor protections is determined by sorting their distance to frontier scores for protecting minority investors. These scores are the simple average of the distance to frontier scores for the extent of conflict of interest regulation index and the extent of shareholder governance index. To make the data comparable across economies, a case study uses several assumptions about the business and the transaction.

The business (Buyer):

- Is a publicly traded corporation listed on the economy's most important stock exchange (or at least a large private company with multiple shareholders).
- Has a board of directors and a chief executive officer (CEO) who may legally act on behalf of Buyer where permitted, even if this is not specifically required by law.

The transaction involves the following details:

- Mr. James, a director and the majority shareholder of the company, proposes that the company purchase used trucks from another company he owns.
- The price is higher than the going price for used trucks, but the transaction goes forward.
- All required approvals are obtained, and all required disclosures made, though the transaction is prejudicial to Buyer.
- Shareholders sue the interested parties and the members of the board of directors.

WHAT THE PROTECTING MINORITY INVESTORS INDICATORS MEASURE

Extent of disclosure index (0–10)

Review and approval requirements for related-party transactions; Disclosure requirements for related-party transactions

Extent of director liability index (0–10)

Ability of minority shareholders to sue and hold interested directors liable for prejudicial related-party transactions; Available legal remedies (damages, disgorgement of profits, fines, imprisonment, rescission of the transaction)

Ease of shareholder suits index (0–10)

Access to internal corporate documents; Evidence obtainable during trial and allocation of legal expenses

Extent of conflict of interest regulation index (0–10)

Simple average of the extent of disclosure, extent of director liability and ease of shareholder indices

Extent of shareholder rights index (0–10)

Shareholders' rights and role in major corporate decisions

Extent of ownership and control index (0–10)

Governance safeguards protecting shareholders from undue board control and entrenchment

Extent of corporate transparency index (0–10)

Corporate transparency on ownership stakes, compensation, audits and financial prospects

Extent of shareholder governance index (0–10)

Simple average of the extent of shareholders rights, extent of ownership and control and extent of corporate transparency indices

Strength of investor protection index (0–10)

Simple average of the extent of conflict of interest regulation and extent of shareholder governance indices

PROTECTING MINORITY INVESTORS

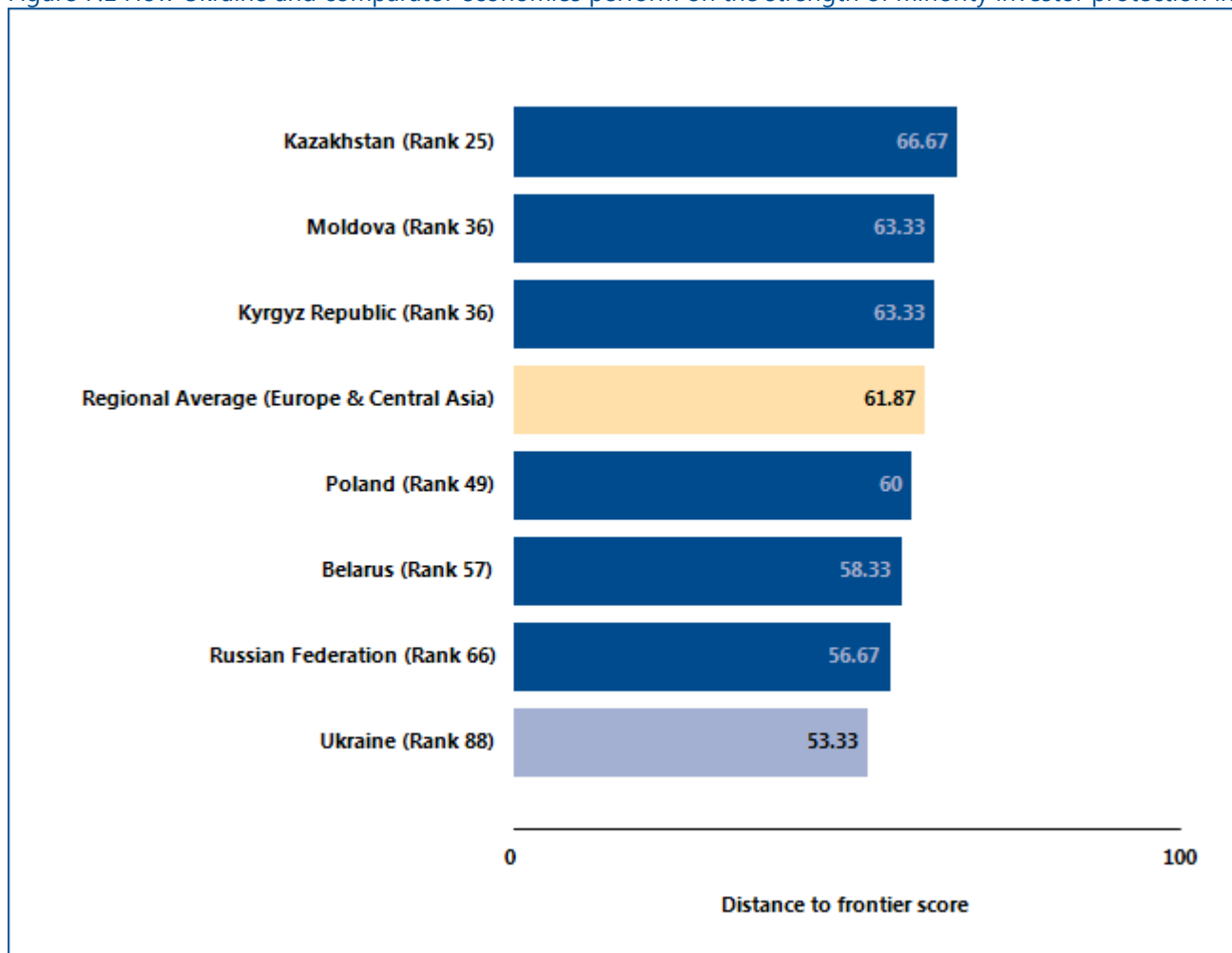
Where does the economy stand today?

How strong are minority investor protections against self-dealing in Ukraine? The economy has a score of 5.30 on the strength of minority investor protection index, with a higher score indicating stronger protections.

Globally, Ukraine stands at 88 in the ranking of 189 economies on the strength of minority investor

protection index (figure 7.1). While the indicator does not measure all aspects related to the protection of minority investors, a higher ranking does indicate that an economy's regulations offer stronger minority investor protections against self-dealing in the areas measured.

Figure 7.1 How Ukraine and comparator economies perform on the strength of minority investor protection index



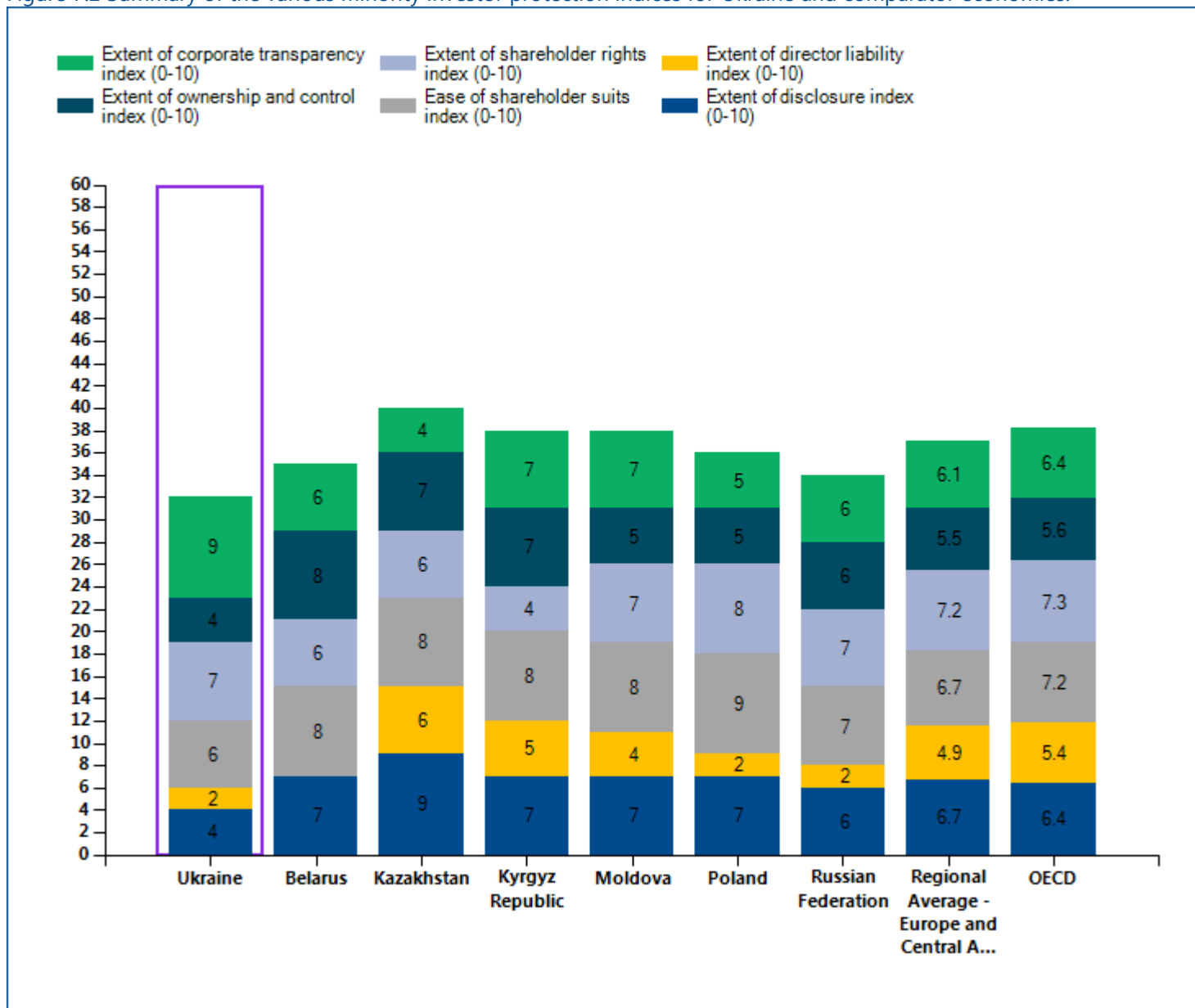
Source: Doing Business database.

PROTECTING MINORITY INVESTORS

One way to put an economy's scores on the protecting minority investors indicators into context is to see where the economy stands in the distribution of scores across comparator economies. Figure 7.2 highlights the scores on the various minority investor protection indices for Ukraine.

A summary of scoring for the protecting minority investors indicators at the end of this chapter provides details on how the indices were calculated.

Figure 7.2 Summary of the various minority investor protection indices for Ukraine and comparator economies.



Source: Doing Business database.

PROTECTING MINORITY INVESTORS

What are the details?

The protecting minority investors indicators reported here for Ukraine are based on detailed information collected through a survey of corporate and securities lawyers about securities regulations, company laws and court rules of evidence and procedure. To construct the six indicators on minority investor protection, scores are assigned to each based on a range of conditions relating

to disclosure, director liability, shareholder suits, shareholder rights, ownership and control and corporate transparency in a standard case study (for more details, see the Data Notes section of the *Doing Business 2016* report). The summary below shows the details underlying the scores for Ukraine.

Table 7.2 Summary of scoring for the protecting minority investors indicators in Ukraine

	Answer	Score
Strength of minority investor protection index (0-10)		5.30
Extent of conflict of interest regulation index (0-10)		4.00
Extent of disclosure index (0-10)		4.00
Which corporate body can provide legally sufficient approval for the Buyer-Seller transaction? (0-3)	Shareholders or board of directors including interested parties	1.0
Is disclosure by the interested director to the board of directors required? (0-2)	Full disclosure of all material facts	2.0
Is disclosure of the transaction in published periodic filings (annual reports) required? (0-2)	Disclosure on the transaction only	1.0
Is immediate disclosure of the transaction to the public and/or shareholders required? (0-2)	No disclosure obligation	0.0
Must an external body review the terms of the transaction before it takes place? (0-1)	No	0.0
Extent of director liability index (0-10)		2.00
Can shareholders sue directly or derivatively for the damage caused by the Buyer-Seller transaction to the company? (0-1)	Yes	1.0
Can shareholders hold the interested director liable for the damage caused by the transaction to the company? (0-2)	Not liable	0.0
Can shareholders hold members of the approving body liable for the damage cause by the transaction to the company? (0-2)	Liable if negligent	1.0
Must the interested director pay damages for the harm caused to the company upon a successful claim by a shareholder plaintiff? (0-1)	No	0.0
Must the interested director repay profits made from the transaction upon a successful claim by a shareholder plaintiff? (0-1)	No	0.0
Is the interested director fined and imprisoned or disqualified upon a successful claim by the shareholder plaintiff? (0-1)	No	0.0
Can a court void the transaction upon a successful claim by a shareholder plaintiff? (0-2)	Only in case of fraud or bad faith	0.0
Ease of shareholder suits index (0-10)		6.00
Before filing suit, can shareholders owning 10% of the	No	0.0

company's share capital inspect the transaction documents? (0-1)		
Can the plaintiff obtain any documents from the defendant and witnesses during trial? (0-3)	No	3.0
Can the plaintiff request categories of documents from the defendant without identifying specific ones? (0-1)	No	0.0
Can the plaintiff directly question the defendant and witnesses during trial? (0-2)	Yes	2.0
Is the level of proof required for civil suits lower than that of criminal cases? (0-1)	No	0.0
Can shareholder plaintiffs recover their legal expenses from the company? (0-2)	Yes if successful	1.0
Extent of shareholder governance index (0-10)		6.70
Extent of shareholder rights index (0-10)		7.00
Does the sale of 51% of Buyer's assets require shareholder approval?	Yes	1.0
Can shareholders representing 10% of Buyer's share capital call for an extraordinary meeting of shareholders?	Yes	1.0
Must Buyer obtain its shareholders' approval every time it issues new shares?	Yes	1.0
Do shareholders automatically receive preemption rights every time Buyer issues new shares?	No	0.0
Must shareholders approve the election and dismissal of the external auditor?	No	0.0
Must changes to the voting rights of a class of shares be approved only by the holders of the affected shares?	Yes	1.0
Assuming that Buyer is a limited company, does the sale of 51% of Buyer's assets requires shareholder approval?	No	0.0
Assuming that Buyer is a limited company, can shareholders representing 10% of Buyer's share capital call for an extraordinary meeting of shareholders?	Yes	1.0
Assuming that Buyer is a limited company, must Buyer obtain its shareholders' approval every time it issues new shares?	Yes	1.0
Assuming that Buyer is a limited company, do shareholders automatically receive preemption rights every time Buyer issues new shares?	Yes	1.0
Extent of ownership and control index (0-10)		4.00
Is the CEO prohibited from also being chair of the board of directors?	Yes	1.0
Must the board of directors include independent and nonexecutive board members?	No	0.0
Can shareholders remove members of Buyer's board of directors without cause before the end of their term?	Yes	1.0
Must Buyer's board of directors include a separate audit committee?	No	0.0
Must a potential acquirer make a tender offer to all shareholders upon acquiring 50% of Buyer?	No	0.0
Must Buyer pay dividends within a maximum period set by law after the declaration date?	Yes	1.0
Is a subsidiary prohibited from acquiring shares issued by its parent company?	No	0.0

Assuming that Buyer is a limited company, can shareholders remove members of Buyer's board of directors without cause before the end of their term?	Yes	1.0
Assuming that Buyer is a limited company, must a potential acquirer make a tender offer to all shareholders upon acquiring 50% of Buyer?	No	0.0
Assuming that Buyer is a limited company, must Buyer pay dividends within a maximum period set by law after the declaration date?	No	0.0
Extent of corporate transparency index (0-10)		9.00
Must Buyer disclose direct and indirect beneficial ownership stakes representing 5%?	Yes	1.0
Must Buyer disclose information about board members' other directorships as well as basic information on their primary employment?	Yes	1.0
Must Buyer disclose the compensation of individual managers?	Yes	1.0
Must a detailed notice of general meeting be sent 30 days before the meeting?	Yes	1.0
Can shareholders representing 5% of Buyer's share capital put items on the agenda for the general meeting?	Yes	1.0
Must Buyer's annual financial statements be audited by an external auditor?	Yes	1.0
Must Buyer disclose its audit reports to the public?	Yes	1.0
Assuming that Buyer is a limited company, must a detailed notice of general meeting be sent 30 days before the meeting?	Yes	1.0
Assuming that Buyer is a limited company, can shareholders representing 5% of Buyer's share capital put items on the agenda for the general meeting?	Yes	1.0
Assuming that Buyer is a limited company, must Buyer's annual financial statements be audited by an external auditor?	No	0.0

Source: Doing Business database.

PAYING TAXES

Taxes are essential. The level of tax rates needs to be carefully chosen—and needless complexity in tax rules avoided. Firms in economies that rank better on the ease of paying taxes in the *Doing Business* study tend to perceive both tax rates and tax administration as less of an obstacle to business according to the World Bank Enterprise Survey research.

What do the indicators cover?

Using a case scenario, *Doing Business* records the taxes and mandatory contributions that a medium-size company must pay in a given year as well as measures of the administrative burden of paying taxes and contributions. This case scenario uses a set of financial statements and assumptions about transactions made over the year. Information is also compiled on the frequency of filing and payments as well as time taken to comply with tax laws. The ranking of economies on the ease of paying taxes is determined by sorting their distance to frontier scores on the ease of paying taxes. These scores are the simple average of the distance to frontier scores for each of the component indicators, with a threshold and a nonlinear transformation applied to one of the component indicators, the total tax rate³. All financial statement variables are proportional to 2012 income per capita. To make the data comparable across economies, several assumptions are used.

- TaxpayerCo is a medium-size business that started operations on January 1, 2013.
- The business starts from the same financial position in each economy. All the taxes and mandatory contributions paid during the second year of operation are recorded.
- Taxes and mandatory contributions are measured at all levels of government.

WHAT THE PAYING TAXES INDICATORS MEASURE

Tax payments for a manufacturing company in 2014 (number per year adjusted for electronic and joint filing and payment)

Total number of taxes and contributions paid, including consumption taxes (value added tax, sales tax or goods and service tax)

Method and frequency of filing and payment

Time required to comply with 3 major taxes (hours per year)

Collecting information and computing the tax payable

Completing tax return forms, filing with proper agencies

Arranging payment or withholding

Preparing separate tax accounting books, if required

Total tax rate (% of profit before all taxes)

Profit or corporate income tax

Social contributions and labor taxes paid by the employer

Property and property transfer taxes

Dividend, capital gains and financial transactions taxes

Waste collection, vehicle, road and other taxes

- Taxes and mandatory contributions include corporate income tax, turnover tax and all labor taxes and contributions paid by the company.
- A range of standard deductions and exemptions are also recorded.

³ The nonlinear distance to frontier for the total tax rate is equal to the distance to frontier for the total tax rate to the power of 0.8. The threshold is defined as the total tax rate at the 15th percentile of the overall distribution for all years included in the analysis up to and including *Doing Business 2015*, which is 26.1%. All economies with a total tax rate below this threshold receive the same score as the economy at the threshold.

PAYING TAXES

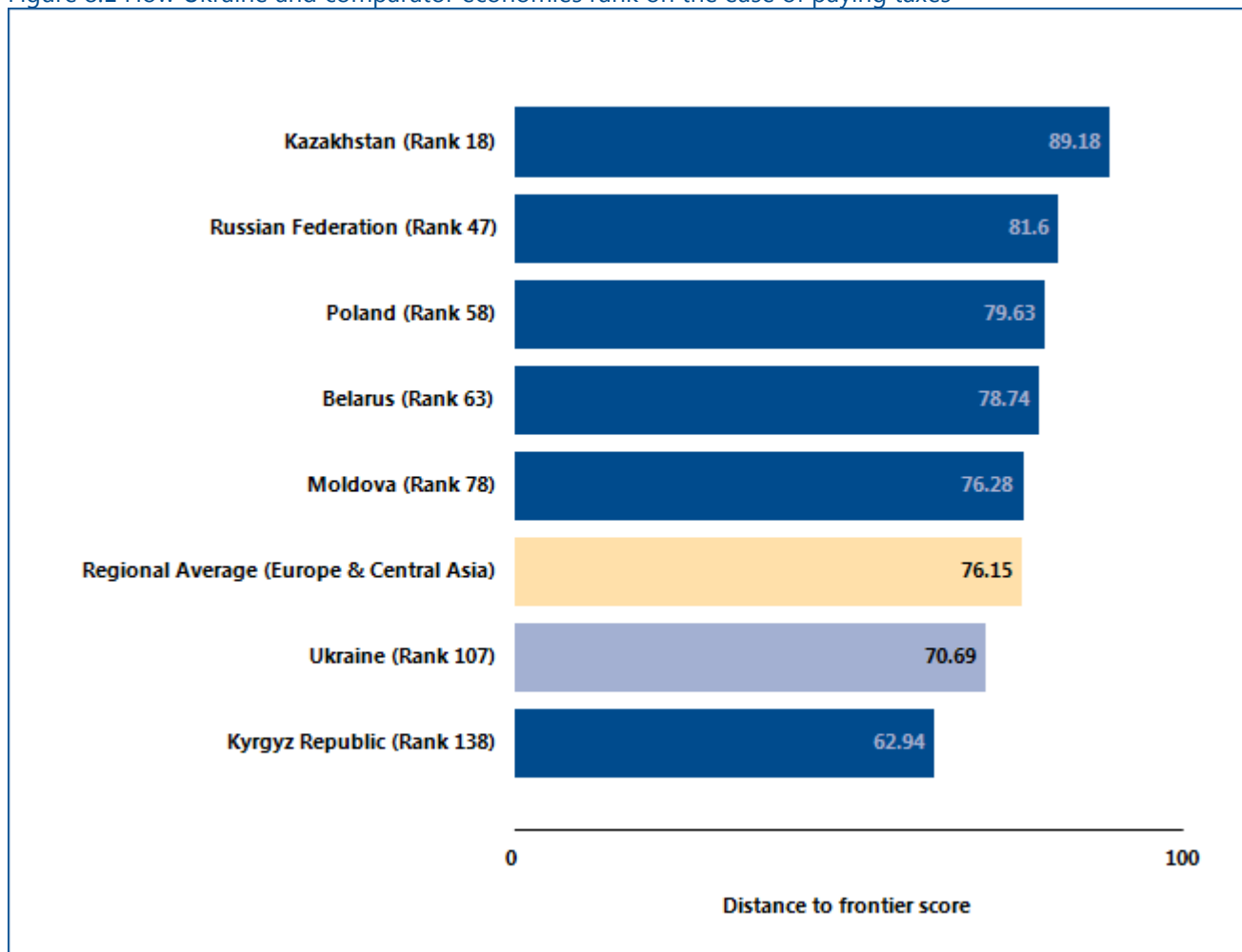
Where does the economy stand today?

What is the administrative burden of complying with taxes in Ukraine—and how much do firms pay in taxes? On average, firms make 5.00 tax payments a year, spend 350.00 hours a year filing, preparing and paying taxes and pay total taxes amounting to 52.20% of profit (see the summary at the end of this chapter for details). Most indicator sets refer to a case scenario in the largest business city of an economy, except for 11 economies for which the data are a population-weighted average of the

2 largest business cities. See the chapter on distance to frontier and ease of doing business ranking at the end of this profile for more details.

Globally, Ukraine stands at 107 in the ranking of 189 economies on the ease of paying taxes (figure 8.1). The rankings for comparator economies and the regional average ranking provide other useful information for assessing the tax compliance burden for businesses in Ukraine.

Figure 8.1 How Ukraine and comparator economies rank on the ease of paying taxes



Source: Doing Business database.

PAYING TAXES

Economies around the world have made paying taxes faster, easier and less costly for businesses—such as by consolidating payments and filings of taxes, offering electronic systems for filing and payment, establishing taxpayer service centers or allowing for more deductions

and exemptions. Many have lowered tax rates. Changes have brought concrete results. Some economies simplifying tax payment and reducing rates have seen tax revenue rise. What tax reforms has *Doing Business* recorded in Ukraine (table 8.1)?

Table 8.1 How has Ukraine made paying taxes easier—or not?
By *Doing Business* report year from DB2011 to DB2016

DB year	Reform
DB2011	Ukraine eased tax compliance by introducing and continually enhancing an electronic filing system for value added tax.
DB2012	Ukraine made paying taxes easier and less costly for firms by revising and unifying tax legislation, reducing corporate income tax rates and unifying social security contributions.
DB2013	Ukraine made paying taxes easier by implementing electronic filing and payment for medium-size and large enterprises.
DB2014	Ukraine made paying taxes easier for companies by simplifying tax returns and further improving its electronic filing system.
DB2015	Ukraine made paying taxes easier for companies by introducing an electronic system for filing and paying labor taxes. On the other hand, it increased the environmental tax.

Source: *Doing Business* database.

Note: For information on reforms in earlier years (back to DB2006), see the *Doing Business* reports for these years, available at <http://www.doingbusiness.org>.

PAYING TAXES

What are the details?

The indicators reported here for Ukraine are based on the taxes and contributions that would be paid by a standardized case study company used by *Doing Business* in collecting the data (see the section in this chapter on what the indicators cover). Tax practitioners are asked to review a set of financial statements as well as a standardized list of assumptions and transactions that the company completed during its 2nd year of operation. Respondents are asked how much taxes and mandatory contributions the business must pay and how these taxes are filed and paid.

LOCATION OF STANDARDIZED COMPANY

City: Kiev

The taxes and contributions paid are listed in the summary below, along with the associated number of payments, time and tax rate.

Table 8.2 Summary of tax rates and administration

Tax or mandatory contribution	Payments (number)	Notes on payments	Time (hours)	Statutory tax rate	Tax base	Total tax rate (% of profit)	Notes on total tax rate
Unified Social Contribution	1	online	100	38.19%	gross salaries	43.08	
Corporate income tax	1	online	100	18%	taxable profit	9.03	
Land tax	1	online		various rates	land area and value	0.07	
Environmental taxes	1	online		various rates	ton of waste	0.01	
Employee paid - Social security contributions	0	online and jointly		3.6%	gross salaries	0	withheld
Military contribution	0	online and jointly		1.5%	personal income	0	withheld
Value added tax (VAT)	1	online	150	20%	value added	0	not included
Totals	5.00		350.00			52.20	

Source: *Doing Business* database.

TRADING ACROSS BORDERS

In today's globalized world, making trade between economies easier is increasingly important for business. Excessive document requirements, burdensome customs procedures, inefficient port operations and inadequate infrastructure all lead to extra costs and delays for exporters and importers, stifling trade potential.

What do the indicators cover?

Doing Business records the time and cost associated with the logistical process of exporting and importing goods. Under the new methodology introduced this year, *Doing Business* measures the time and cost (excluding tariffs) associated with three sets of procedures—documentary compliance, border compliance and domestic transport—within the overall process of exporting or importing a shipment of goods. The ranking of economies on the ease of trading across borders is determined by sorting their distance to frontier scores for trading across borders. These scores are the simple average of the distance to frontier scores for the time and cost for documentary compliance and border compliance to export and import.

To make the data comparable across economies, a few assumptions are made about the traded goods and the transactions:

Time

- Time is measured in hours, and 1 day is 24 hours (for example, 22 days are recorded as $22 \times 24 = 528$ hours). If customs clearance takes 7.5 hours, the data are recorded as is. Alternatively, suppose that documents are submitted to a customs agency at 8:00 a.m., are processed overnight and can be picked up at 8:00 a.m. the next day. In this case the time for customs clearance would be recorded as 24 hours because the actual procedure took 24 hours.

WHAT THE TRADING ACROSS BORDERS

INDICATORS MEASURE FOR IMPORT & EXPORT

Documentary compliance – cost (US\$) & time (hours)

Obtain, prepare and submit documents:

- During transport, clearance, inspections and port or border handling in origin economy
- Required by origin, transit and destination economies

Covers all documents by law and in practice

Border compliance – cost (US\$) & time (hours)

Customs clearance and inspections

Inspections by other agencies

Port or border handling

Obtaining, preparing and submitting documents during clearance, inspections and port or border handling

Domestic transport*

Loading and unloading of shipment

Transport between warehouse and terminal/port

Transport between terminal/port and border

Obtaining, preparing and submitting documents during domestic transport

Traffic delays and road police checks while shipment is en route

* Although *Doing Business* collects and publishes data on the time and cost for domestic transport, it does not use these data in calculating the distance to frontier score for trading across borders or the ranking on the ease of trading across borders.

Cost

- Insurance cost and informal payments for which no receipt is issued are excluded from the costs recorded. Costs are reported in U.S. dollars. Contributors are asked to convert local currency into U.S. dollars based on the exchange rate prevailing on the day they answer the questionnaire.

Assumptions of the case study

- For each of the 189 economies covered by *Doing Business*, it is assumed that a shipment travels from a warehouse in the largest business city of the exporting economy to a warehouse in the largest business city of the importing economy. For 11 economies the data are also collected, under the same case study assumptions, for the second largest business city.
- The import and export case studies assume different traded products. It is assumed that each economy imports a standardized shipment of 15 metric tons of containerized auto parts (HS 8708) from its natural import partner—the economy from which it imports the largest value (price times quantity) of auto parts. It is assumed that each economy exports the product of its comparative advantage (defined by the largest export value) to its natural export partner—the economy that is the largest purchaser of this product. Precious metal and gems, live animals and pharmaceuticals are excluded from the list of possible export products, however, and the second largest product category is considered as needed.
- To identify the trading partners and export product for each economy, *Doing Business* collected data on trade flows for the most recent four-year period from international databases such as the United Nations Commodity Trade Statistics Database (UN Comtrade). For economies for which trade flow data were not available, data from ancillary government sources (various ministries and departments) and World Bank Group country offices were used to identify the export product and natural trading partners.
- A shipment is a unit of trade. Export shipments do not necessarily need to be containerized, while import shipments of auto parts are assumed to be containerized.
- Shipping cost based on weight is assumed to be greater than shipping cost based on volume.
- If government fees are determined by the value of the shipment, the value is assumed to be \$50,000.
- The product is new, not secondhand or used merchandise.
- The exporting firm is responsible for hiring and paying for a freight forwarder or customs broker (or both) and pays for all costs related to international shipping, domestic transport, clearance and mandatory inspections by customs and other government agencies, port or border handling, documentary compliance fees and the like for exports. The importing firm is responsible for the above costs for imports.
- The mode of transport is the one most widely used for the chosen export or import product and the trading partner, as is the seaport, airport or land border crossing.
- All electronic submissions of information requested by any government agency in connection with the shipment are considered to be documents obtained, prepared and submitted during the export or import process.
- A port or border is defined as a place (seaport, airport or land border crossing) where merchandise can enter or leave an economy.
- Government agencies considered relevant are agencies such as customs, port authorities, road police, border guards, standardization agencies, ministries or departments of agriculture or industry, national security agencies and any other government authorities.

TRADING ACROSS BORDERS

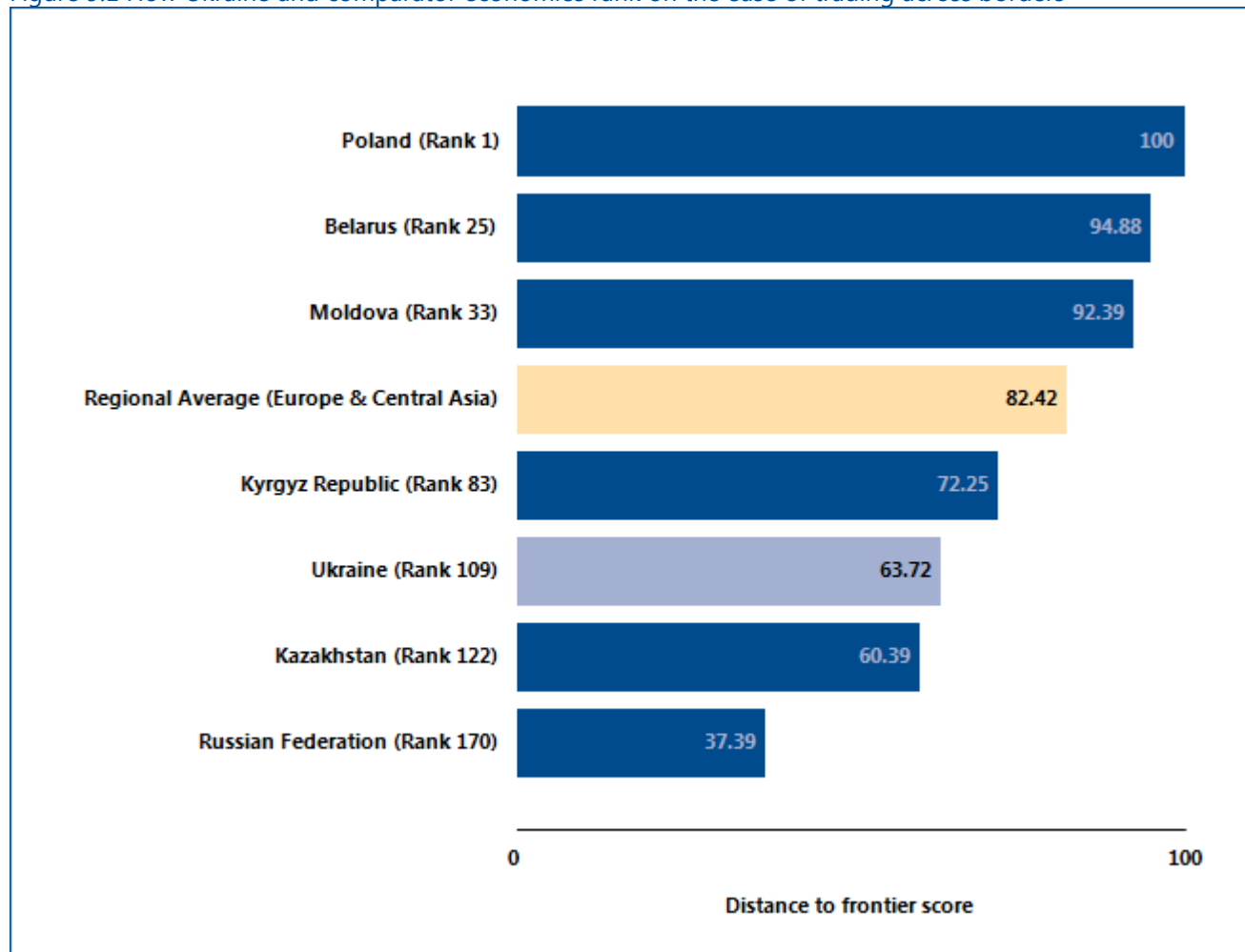
Where does the economy stand today?

The Trading across Border indicator refers to a case study scenario of a warehouse in the largest business city of an economy (except for 11 economies for which the data are a population-weighted average of the 2 largest business cities) trading with the main import and export partner through the economy's main border crossing.

Globally, Ukraine stands at 109 in the ranking of 189 economies on the ease of trading across borders (figure 9.1).

While not included in the distance to frontier or ease of doing business ranking, data on domestic transportation is also recorded for all economies and provided in Table 9.3.

Figure 9.1 How Ukraine and comparator economies rank on the ease of trading across borders



Source: Doing Business database.

TRADING ACROSS BORDERS

In economies around the world, trading across borders as measured by *Doing Business* has become faster and easier over the years. Governments have introduced tools to facilitate trade—including single windows, risk-based inspections and electronic data interchange

systems. These changes help improve the trading environment and boost firms' international competitiveness. What trade reforms has *Doing Business* recorded in Ukraine (table 9.1)?

Table 9.1 How has Ukraine made trading across borders easier—or not?
By *Doing Business* report year from DB2011 to DB2016

DB year	Reform
DB2012	Ukraine made trading across borders more difficult by introducing additional inspections for customs clearance of imports.
DB2014	Ukraine made trading across borders easier by releasing customs declarations more quickly and reducing the number of physical inspections.

Source: *Doing Business* database.

Note: For information on reforms in earlier years (back to DB2006), see the *Doing Business* reports for these years, available at <http://www.doingbusiness.org>.

TRADING ACROSS BORDERS

What are the details?

The indicators reported here for Ukraine are based on a set of specific predefined procedures for trading a shipment of goods by the most widely used mode of transport (whether sea, land, air or some combination of these). The information on the time and cost to complete export and import is collected from local freight forwarders, customs brokers and traders.

LOCATION OF STANDARDIZED COMPANY

City: Kiev

The details on the predefined set of procedures, and the associated time and cost, for exporting and importing a shipment of goods are listed in the summary below, along with the required documents.

Table 9.2 Summary of export and import time and cost for trading across borders in Ukraine

	Ukraine	Europe & Central Asia
Time to export: Border compliance (hours)	26	28
Cost to export: Border compliance (USD)	75	219
Time to export: Documentary compliance (hours)	96	31
Cost to export: Documentary compliance (USD)	292	144
Time to import: Border compliance (hours)	52	23
Cost to import: Border compliance (USD)	100	202
Time to import: Documentary compliance (hours)	168	27
Cost to import: Documentary compliance (USD)	292	108

Source: Doing Business database.

Table 9.3 Summary of trading details, transport time and documents for trading across borders in Ukraine

	Export	Import
Product	HS 72: Iron and steel	HS 8708: Parts and accessories of motor vehicles
Trade partner	Russian Federation	Russian Federation
Border	Sumy Oblast border crossing	Sumy Oblast border crossing
Distance (km)	335	335
Domestic transport time (hours)	5	5
Domestic transport cost (USD)	300	300
Domestic transport speed (km/hour)	67.0	67.0
Domestic transport cost per distance (USD/km)	0.9	0.9

Source: *Doing Business* database.

Note: Although *Doing Business* collects and publishes data on the time and cost for domestic transport, it does not use these data in calculating the distance to frontier score for trading across borders or the ranking on the ease of trading across borders.

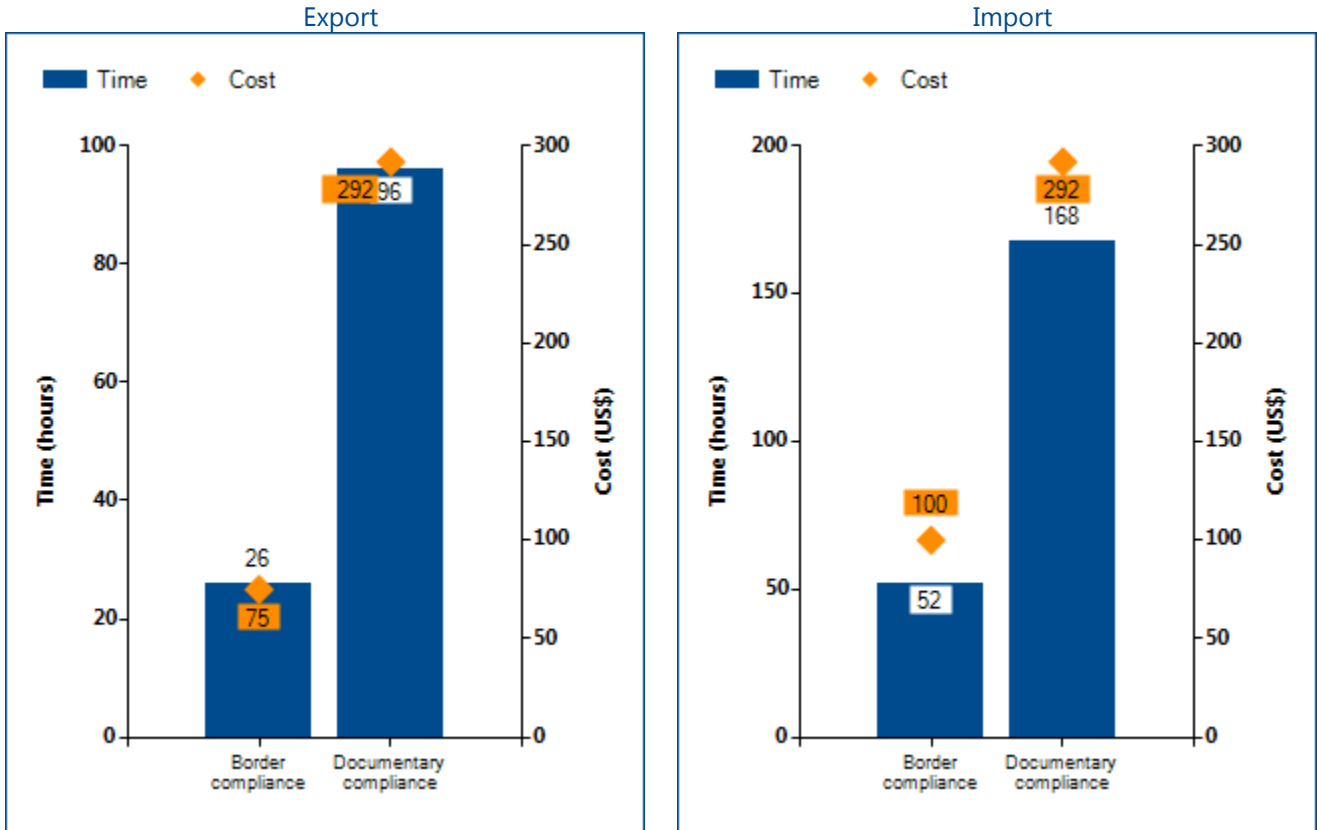
Documents to export
Act of loading
Certificate of origin
Certificate of quality
CMR waybill
Commercial invoice
Contract VED
Export declaration with bank stamp
Packing list
Radiology certificate
Sanitary and Epidemiological clearance
Technical conditions

Documents to import
Compliance certificate on auto parts (Specification of the product)
Contract (sale-purchase)
Import declaration
Packing list
Preliminary import declaration
Specification of the product
Transit document (T1)
Verification from the State Service of Export Control of Ukraine on the auto-parts

Source: *Doing Business* database.

Note: *Doing Business* continues to collect data on the number of documents needed to trade internationally. Unlike in previous years, however, these data are excluded from the calculation of the distance to frontier score and ranking. The time and cost for documentary compliance serve as better measures of the overall cost and complexity of compliance with documentary requirements than does the number of documents required.

Figure 9.2 Summary of Ukraine on the ease of trading across borders



Source: Doing Business database.

ENFORCING CONTRACTS

Effective commercial dispute resolution has many benefits. Courts are essential for entrepreneurs because they interpret the rules of the market and protect economic rights. Efficient and transparent courts encourage new business relationships because businesses know they can rely on the courts if a new customer fails to pay. Speedy trials are essential for small enterprises, which may lack the resources to stay in business while awaiting the outcome of a long court dispute.

What do the indicators cover?

Doing Business measures the time and cost for resolving a standardized commercial dispute through a local first-instance court. In addition, this year it introduces a new measure, the quality of judicial processes index, evaluating whether each economy has adopted a series of good practices that promote quality and efficiency in the court system. This new index replaces the indicator on procedures, which was eliminated this year. The ranking of economies on the ease of enforcing contracts is determined by sorting their distance to frontier scores. These scores are the simple average of the distance to frontier scores for each of the component indicators.

The dispute in the case study involves the breach of a sales contract between 2 domestic businesses. The case study assumes that the court hears an expert on the quality of the goods in dispute. This distinguishes the case from simple debt enforcement. To make the data comparable across economies, *Doing Business* uses several assumptions about the case:

- The dispute concerns a lawful transaction between two businesses (Seller and Buyer), both located in the economy's largest business city. For 11 economies the data are also collected for the second largest business city.
- The buyer orders custom-made goods, then fails to pay.

WHAT THE ENFORCING CONTRACTS INDICATORS MEASURE

Time required to enforce a contract through the courts (calendar days)

- Time to file and serve the case
- Time for trial and to obtain the judgment
- Time to enforce the judgment

Cost required to enforce a contract through the courts (% of claim)

- Attorney fees
- Court fees
- Enforcement fees

Quality of judicial processes index (0-18)

- Court structure and proceedings (0-5)
- Case management (0-6)
- Court automation (0-4)
- Alternative dispute resolution (0-3)

- The value of the dispute is 200% of the income per capita or the equivalent in local currency of USD 5,000, whichever is greater.
- The seller sues the buyer before the court with jurisdiction over commercial cases worth 200% of income per capita or \$5,000.
- The seller requests a pretrial attachment to secure the claim.
- The dispute on the quality of the goods requires an expert opinion.
- The judge decides in favor of the seller; there is no appeal.
- The seller enforces the judgment through a public sale of the buyer's movable assets.

ENFORCING CONTRACTS

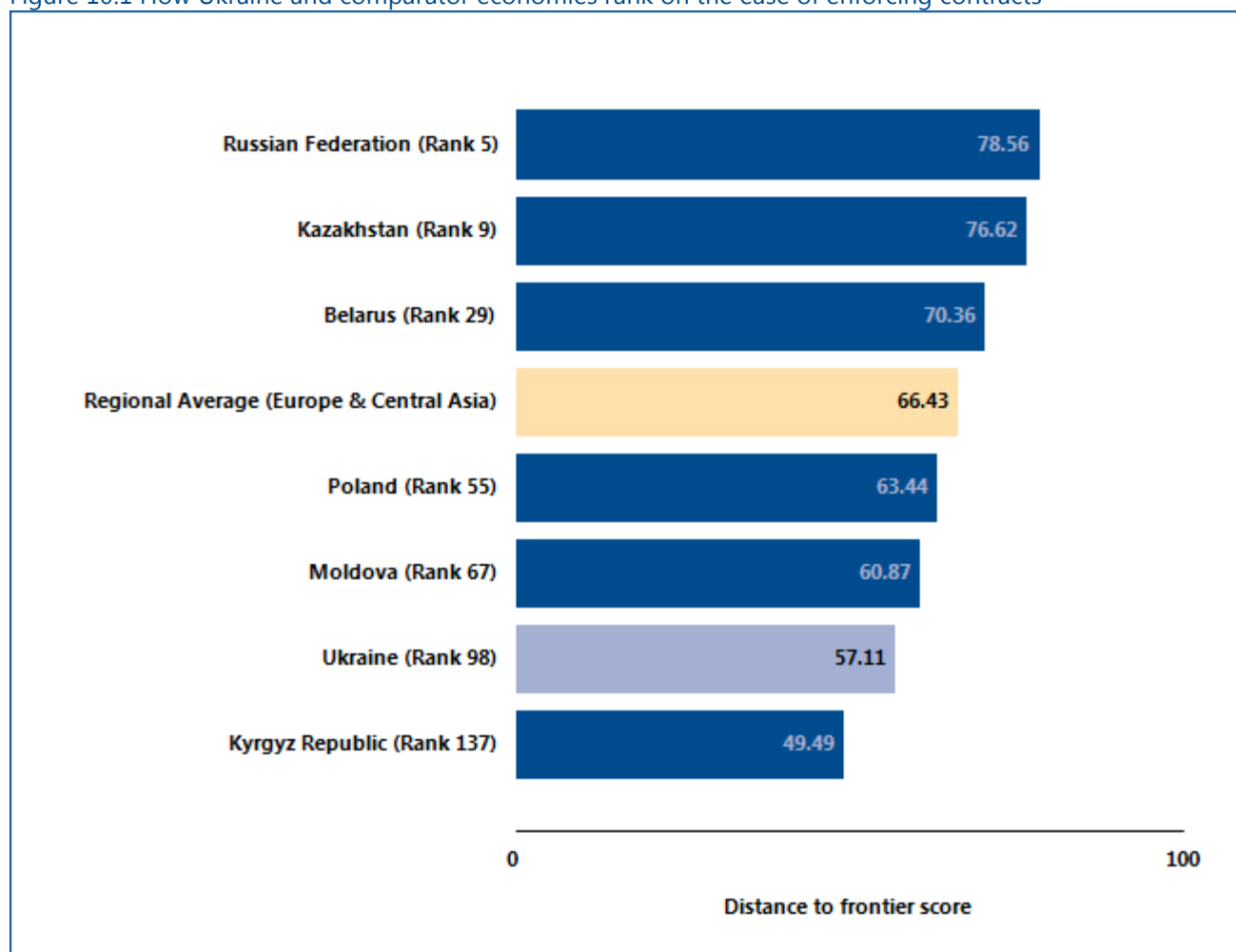
Where does the economy stand today?

How efficient is the process of resolving a commercial dispute through the courts in Ukraine? According to data collected by *Doing Business*, contract enforcement takes 378.00 days and costs 46.30% of the value of the claim. Most indicator sets refer to the largest business city of an economy, except for 11 economies for which the data are a population-weighted average of the 2 largest business cities. See the chapter on distance to frontier

and ease of doing business ranking at the end of this profile for more details.

Globally, Ukraine stands at 98 in the ranking of 189 economies on the ease of enforcing contracts (figure 10.1). The rankings for comparator economies and the regional average ranking provide other useful benchmarks for assessing the efficiency of contract enforcement in Ukraine.

Figure 10.1 How Ukraine and comparator economies rank on the ease of enforcing contracts



Source: *Doing Business* database.

ENFORCING CONTRACTS

Economies in all regions have improved contract enforcement in recent years. A judiciary can be improved in different ways. Higher-income economies tend to look for ways to enhance efficiency by introducing new technology. Lower-income economies often work on

reducing backlogs by introducing periodic reviews to clear inactive cases from the docket and by making procedures faster. What reforms making it easier (or more difficult) to enforce contracts has *Doing Business* recorded in Ukraine (table 10.1)?

Table 10.1 How has Ukraine made enforcing contracts easier—or not?
By *Doing Business* report year from DB2011 to DB2016

DB year	Reform
DB2012	Ukraine amended legislation to streamline commercial dispute resolution and increase the efficiency of enforcement procedures.

Source: *Doing Business* database.

Note: For information on reforms in earlier years (back to DB2005), see the *Doing Business* reports for these years, available at <http://www.doingbusiness.org>.

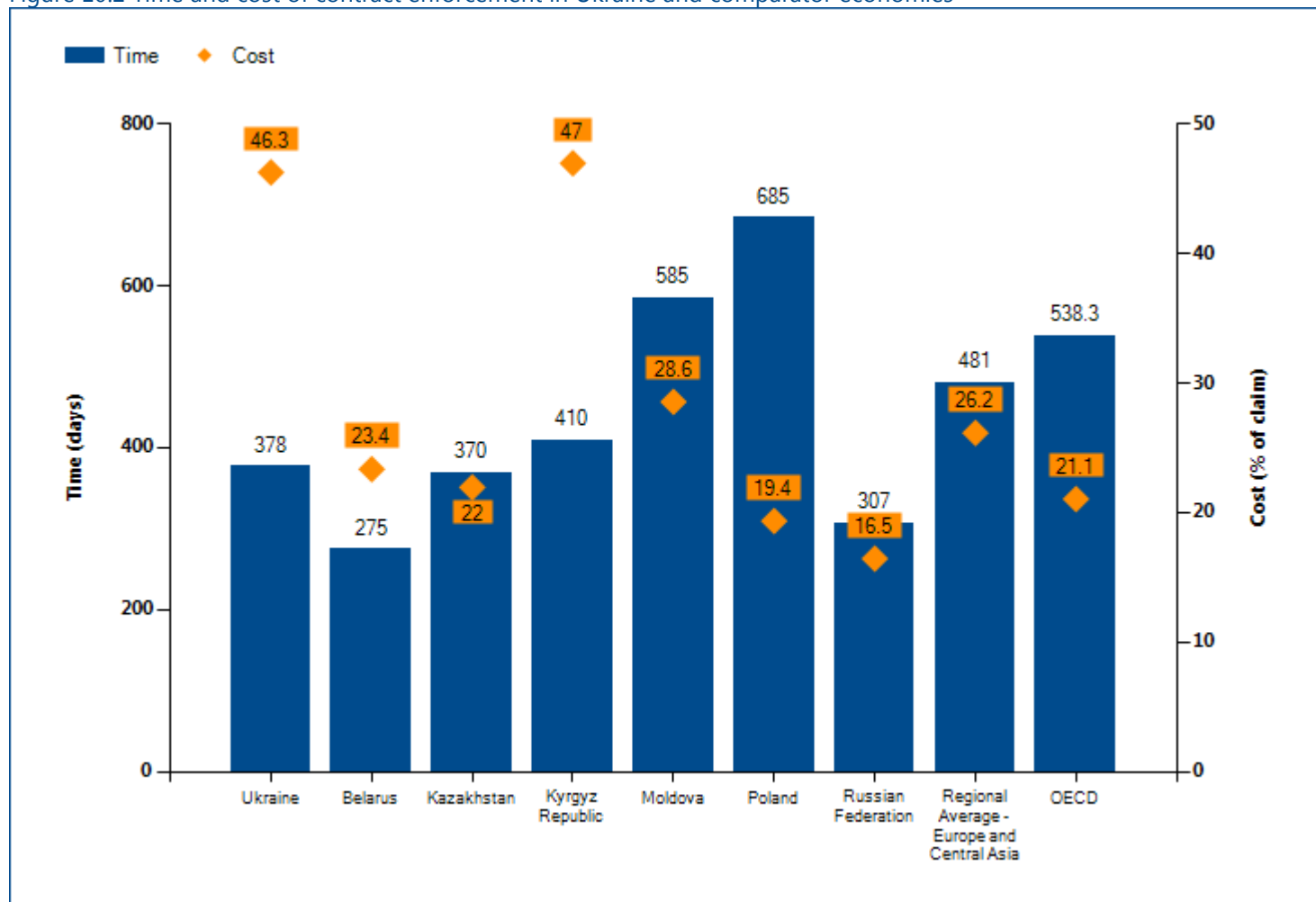
ENFORCING CONTRACTS

What are the details?

The data on time and cost reported here for Ukraine are built by following the step-by-step evolution of a commercial sale dispute within the court, under the assumptions about the case described above (figure 10.2). The time and cost of resolving the standardized dispute are identified through study of the codes of civil procedure and other court regulations, as well as through questionnaires completed by local litigation lawyers (and, in a quarter of the economies covered by *Doing Business*, by judges as well).

ECONOMY DETAILS	
Claim value:	UAH 65,318
Court name:	Kiev Commercial Court
City:	Kiev

Figure 10.2 Time and cost of contract enforcement in Ukraine and comparator economies



Source: *Doing Business* database.

Table 10.2 Details on time and cost for enforcing contracts in Ukraine

Indicator	Ukraine	Europe & Central Asia average
Time (days)	378	481
Filing and service	48	
Trial and judgment	150	
Enforcement of judgment	180	
Cost (% of claim)	46.3	26.2
Attorney fees	25.0	
Court fees	9.9	
Enforcement fees	11.4	

Source: Doing Business database.

ENFORCING CONTRACTS

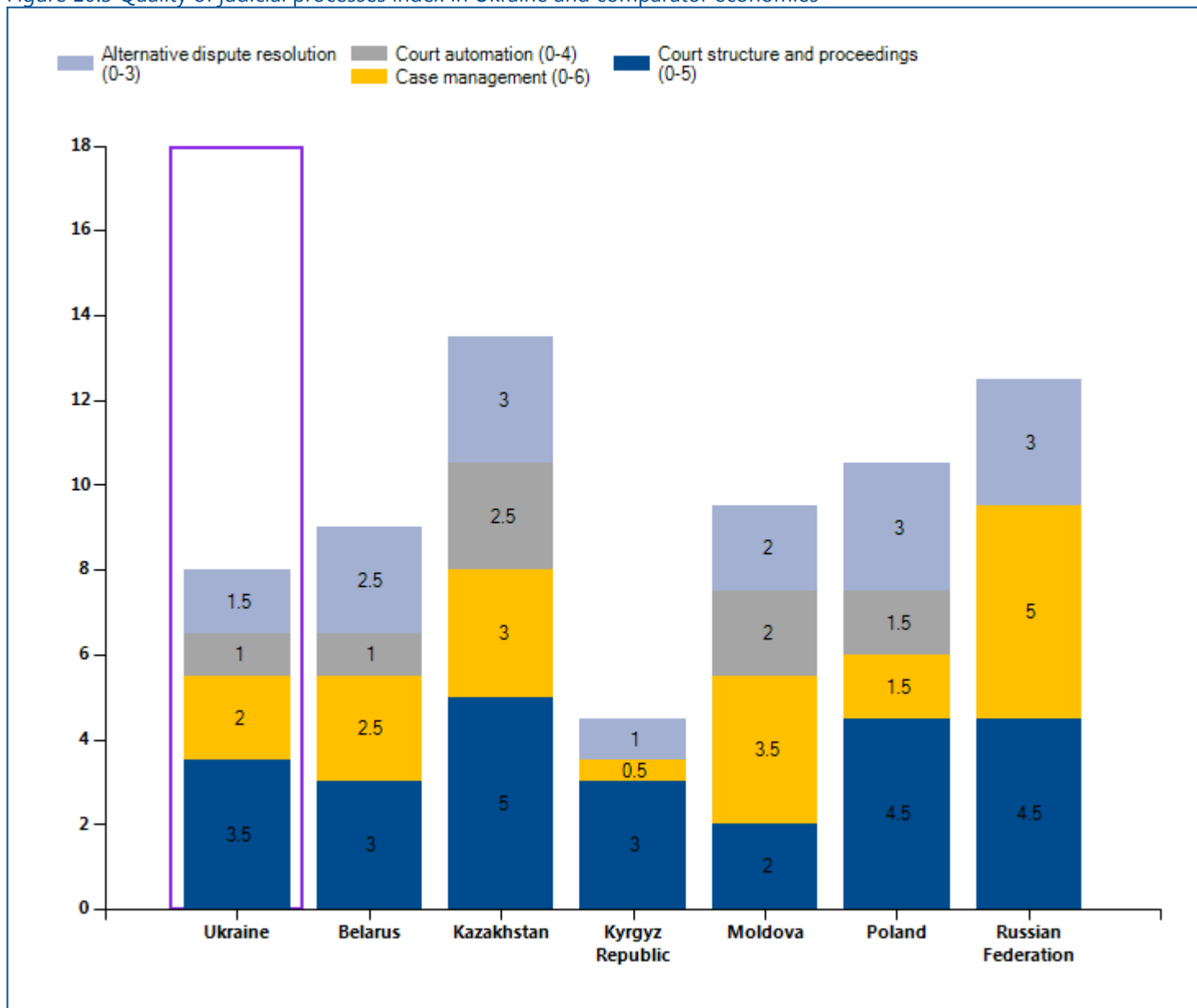
Quality of judicial processes index

The quality of judicial processes index measures whether each economy has adopted a series of good practices in its court system in four areas: court structure and proceedings, case management, court automation and alternative dispute resolution. The score on the quality of judicial processes index is the sum of the scores on these 4 sub-components. The index ranges from 0 to 18, with higher values indicating more efficient judicial processes.

The scores reported here show which of these good practices are available in Ukraine.

This methodology was initially developed by Djankov and others (2003) and is adopted here with several changes. The quality of judicial processes index was introduced in *Doing Business 2016*. The good practices tested in this index were developed on the basis of internationally recognized good practices promoting judicial efficiency.

Figure 10.3 Quality of judicial processes index in Ukraine and comparator economies



Source: Doing Business database.

Table 10.3 Details of the quality of judicial processes index in Ukraine

	Answer	Score
Quality of judicial processes index (0-18)		8.00
Court structure and proceedings (0-5)		3.5
1. Is there a court or division of a court dedicated solely to hearing commercial cases?	Yes	1.5
2. Small claims court		0.0
2.a. Is there a small claims court or a fast-track procedure for small claims?	No	
2.b. If yes, is self-representation allowed?	n.a.	
3. Is pretrial attachment available?	Yes	1.0
4. Are new cases assigned randomly to judges?	Yes	1
Case management (0-6)		2.0
1. Time standards		1.0
1.a. Are there laws setting overall time standards for key court events in a civil case?	Yes	
1.b. If yes, are the time standards set for at least three court events?	Yes	
1.c. Are these time standards respected in more than 50% of cases?	Yes	
2. Adjournments		0.0
2.a. Does the law regulate the maximum number of adjournments that can be granted?	No	
2.b. Are adjournments limited to unforeseen and exceptional circumstances?	No	
2.c. If rules on adjournments exist, are they respected in more than 50% of cases?	n.a.	
3. Can two of the following four reports be generated about the competent court: (i) time to disposition report; (ii) clearance rate report; (iii) age of pending cases report; and (iv) single case progress report?	Yes	1.0
4. Is a pretrial conference among the case management techniques used before the competent court?	No	0.0
5. Are there any electronic case management tools in place within the competent court for use by judges?	No	0.0
6. Are there any electronic case management tools in place within the competent court for use by lawyers?	No	0.0
Court automation (0-4)		1.0

	Answer	Score
1. Can the initial complaint be filed electronically through a dedicated platform within the competent court?	No	0.0
2. Is it possible to carry out service of process electronically for claims filed before the competent court?	No	0.0
3. Can court fees be paid electronically within the competent court?	No	0.0
4. Publication of judgments		1.0
4.a Are judgments rendered in commercial cases at all levels made available to the general public through publication in official gazettes, in newspapers or on the internet or court website?	Yes	
4.b. Are judgments rendered in commercial cases at the appellate and supreme court level made available to the general public through publication in official gazettes, in newspapers or on the internet or court website?	Yes	
Alternative dispute resolution (0-3)		1.5
1. Arbitration		1.0
1.a. Is domestic commercial arbitration governed by a consolidated law or consolidated chapter or section of the applicable code of civil procedure encompassing substantially all its aspects?	Yes	
1.b. Are there any commercial disputes—aside from those that deal with public order or public policy—that cannot be submitted to arbitration?	Yes	
1.c. Are valid arbitration clauses or agreements usually enforced by the courts?	Yes	
2. Mediation/Conciliation		0.5
2.a. Is voluntary mediation or conciliation available?	Yes	
2.b. Are mediation, conciliation or both governed by a consolidated law or consolidated chapter or section of the applicable code of civil procedure encompassing substantially all their aspects?	No	
2.c. Are there financial incentives for parties to attempt mediation or conciliation (i.e., if mediation or conciliation is successful, a refund of court filing fees, income tax credits or the like)?	No	

Source: *Doing Business* database.

RESOLVING INSOLVENCY

A robust bankruptcy system functions as a filter, ensuring the survival of economically efficient companies and reallocating the resources of inefficient ones. Fast and cheap insolvency proceedings result in the speedy return of businesses to normal operation and increase returns to creditors. By clarifying the expectations of creditors and debtors about the outcome of insolvency proceedings, well-functioning insolvency systems can facilitate access to finance, save more viable businesses and sustainably grow the economy.

What do the indicators cover?

Doing Business studies the time, cost and outcome of insolvency proceedings involving domestic legal entities. These variables are used to calculate the recovery rate, which is recorded as cents on the dollar recovered by secured creditors through reorganization, liquidation or debt enforcement (foreclosure or receivership) proceedings. To determine the present value of the amount recovered by creditors, *Doing Business* uses the lending rates from the International Monetary Fund, supplemented with data from central banks and the Economist Intelligence Unit.

In addition, *Doing Business* evaluates the adequacy and integrity of the existing legal framework applicable to liquidation and reorganization proceedings through the strength of insolvency framework index. The index tests whether economies adopted internationally accepted good practices in four areas: commencement of proceedings, management of debtor's assets, reorganization proceedings and creditor participation.

The ranking of economies on the ease of resolving insolvency is determined by sorting their distance to frontier scores for resolving insolvency. These scores are the simple average of the distance to frontier scores for the recovery rate and the strength of insolvency framework index. The Resolving Insolvency indicators do not measure insolvency proceedings of individuals and financial institutions. The data are derived from questionnaire responses by local insolvency practitioners and verified through a study of laws and regulations as well as public information on bankruptcy systems.

WHAT THE RESOLVING INSOLVENCY INDICATORS MEASURE

Time required to recover debt (years)

Measured in calendar years

Appeals and requests for extension are included

Cost required to recover debt (% of debtor's estate)

Measured as percentage of estate value

Court fees

Fees of insolvency administrators

Lawyers' fees

Assessors' and auctioneers' fees

Other related fees

Outcome

Whether business continues operating as a going concern or business assets are sold piecemeal

Recovery rate for creditors

Measures the cents on the dollar recovered by secured creditors

Outcome for the business (survival or not) determines the maximum value that can be recovered

Official costs of the insolvency proceedings are deducted

Depreciation of furniture is taken into account

Present value of debt recovered

Strength of insolvency framework index (0-16)

Sum of the scores of four component indices:

Commencement of proceedings index (0-3)

Management of debtor's assets index (0-6)

Reorganization proceedings index (0-3)

Creditor participation index (0-4)

RESOLVING INSOLVENCY

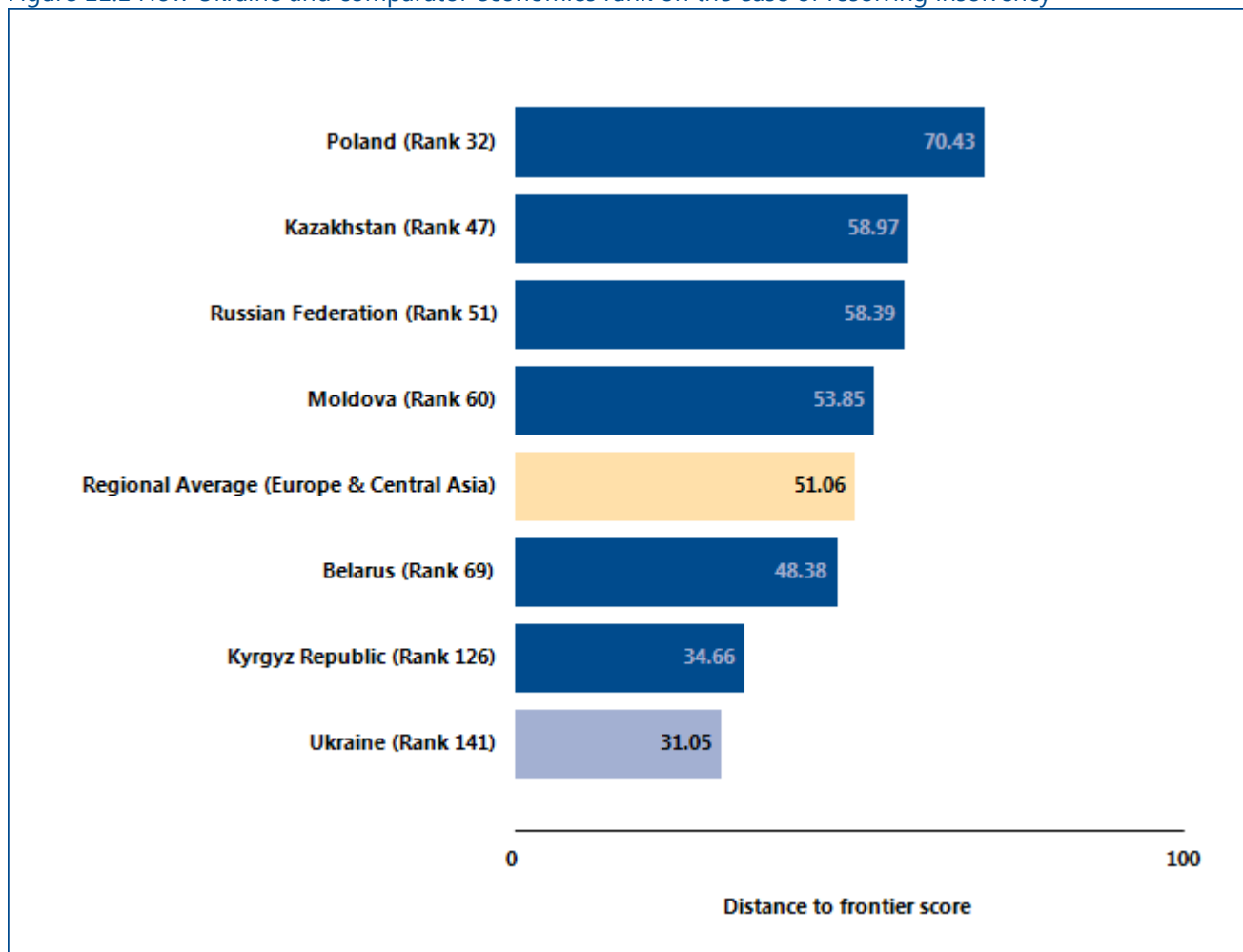
Where does the economy stand today?

According to data collected by *Doing Business*, resolving insolvency takes 2.90 years on average and costs 42.00% of the debtor’s estate, with the most likely outcome being that the company will be sold as piecemeal sale. The average recovery rate is 8.30 cents on the dollar. Most indicator sets refer to a case scenario in the largest business city of an economy, except for 11 economies for which the data are a population-weighted average of the 2 largest business cities.

Globally, Ukraine stands at 141 in the ranking of 189 economies on the ease of resolving insolvency (figure 11.1).

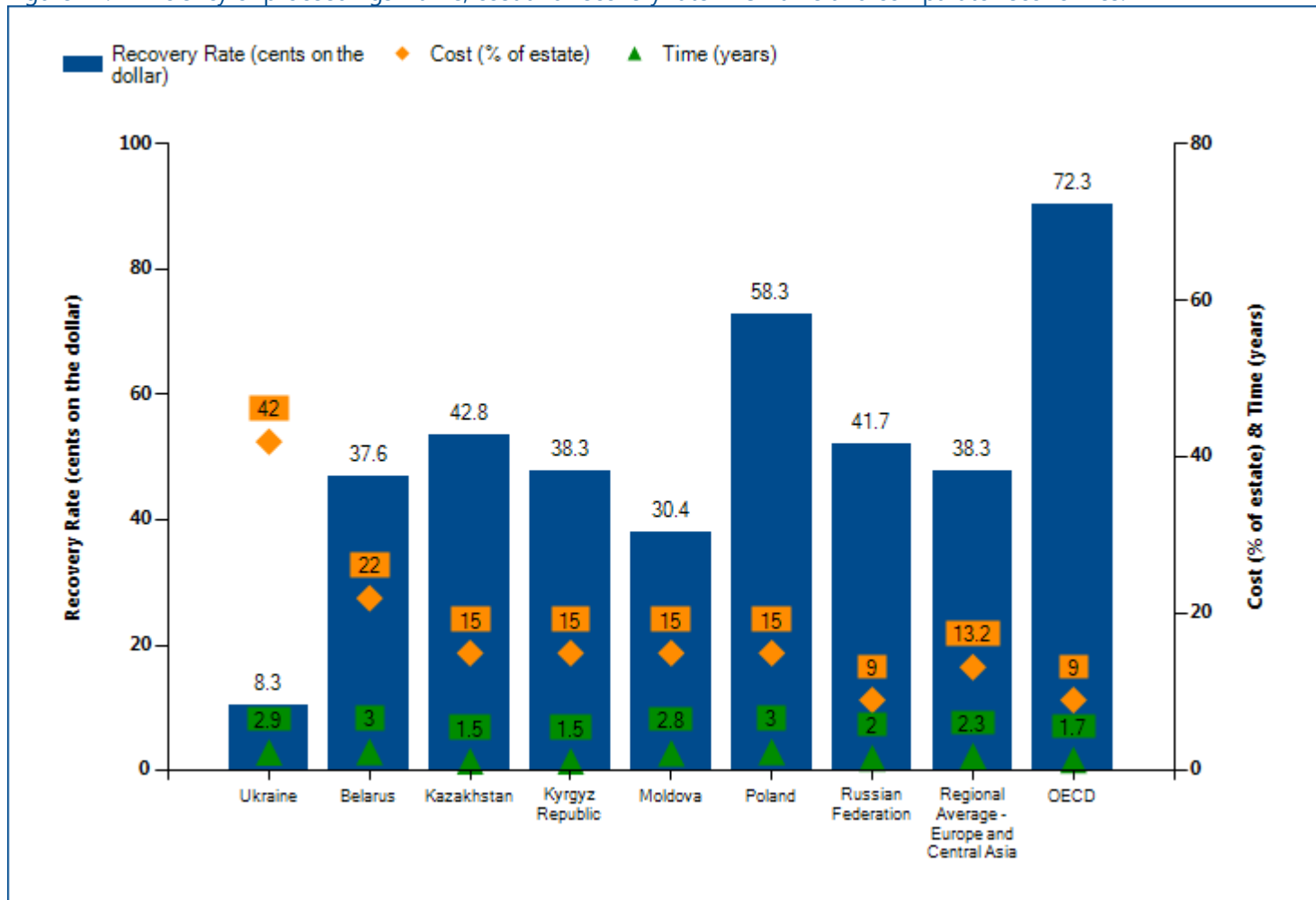
The resolving insolvency indicators are based on detailed information collected through questionnaires completed by insolvency experts, including lawyers, practitioners (administrators, trustees), accountants and judges. Data on the time, cost and outcome refer to the most likely in-court insolvency procedure applicable under specific case study assumptions. Data on provisions applicable to judicial liquidation and reorganization is based on the current law governing insolvency proceedings in each economy.

Figure 11.1 How Ukraine and comparator economies rank on the ease of resolving insolvency



Source: *Doing Business* database.

Figure 11.2 Efficiency of proceedings - time, cost and recovery rate in Ukraine and comparator economies.



Source: *Doing Business* database.

Note: The recovery rate is calculated based on the time, cost and outcome of insolvency proceedings involving domestic legal entities and is recorded as cents on the dollar recovered by secured creditors. The calculation takes into account the outcome: whether the business emerges from the proceedings as a going concern or the assets are sold piecemeal. Then the costs of the proceedings are deducted. Finally, the value lost as a result of the time the money remains tied up in insolvency proceedings is taken into account. The recovery rate is the present value of the remaining proceeds, based on end-2014 lending rates.

Table 11.1 Details of data on efficiency of insolvency proceedings in Ukraine

Indicator	Answer	Explanation
Proceeding	liquidation (after an attempt at reorganization)	Under current Ukrainian insolvency legislation (Articles 5-6 of the bankruptcy law), Mirage's management can initiate pre-insolvency restructuring proceedings, but it needs BizBank's consent. BizBank is likely not to agree to such proceedings, because it would be more interested in recovering its loan through foreclosure. Therefore, in order to prevent the foreclosure by BizBank against Mirage's property (and, as a result, sale of Mirage's property piecemeal), Mirage will initiate insolvency proceeding. According to Art. 19 of the bankruptcy law, once Mirage's management initiates insolvency proceeding, all enforcement actions for claims which arose prior to insolvency filing will be stayed for the entire duration of the insolvency proceedings and no penalties will be added to the existing claims. However, it is unlikely that Mirage's solvency can be restored and restructured during the reorganization proceedings. As a result, the commercial court will announce Mirage bankrupt and initiate liquidation proceedings.
Outcome	piecemeal sale	As part of the liquidation proceedings, the insolvency administrator will attempt to sell the hotel's assets in order to satisfy the creditors' claims. It is very unlikely that a purchaser can be found willing to buy the hotel as a whole and continue operating it. Therefore, the assets of the hotel will most likely be sold piecemeal.
Time (in years)	2.9	Mirage's management will initiate insolvency proceedings, which will stay all enforcement actions for claims which arose prior to insolvency filing (Art. 19 of the bankruptcy law). The court will declare the company bankrupt and notify the creditors through public announcement. Creditors will file their claims within a 30-day period (Art. 23 of the bankruptcy law). The court will appoint an insolvency administrator who will review the creditors' claims and submit a report with the results of the review to the court's approval. After the decision by the court, the insolvency administrator will notify the creditors whether their claims were accepted or rejected and the list of creditors' claims will be composed. After the list of creditors' claims is finalized, the first meeting of the creditors will be held, where the creditors will decide whether to liquidate Mirage or to proceed with restructuring proceedings. If the creditors cannot agree on the course of action within 3 months, the court will make a decision to liquidate the company. After the decision to liquidate the company is made, an evaluation of the assets will be made and the assets will be sold piecemeal at a public auction. The liquidation phase can take about 12 months.
Cost (% of estate)	42.0	Major expenses are comprised of attorneys' fees (up to 10%), fees of insolvency representative (up to 8%) and other professionals involved in the insolvency proceedings (up to 10%). Auctioneer's fees are up to 10-15% of the value of the sold assets. Court fees and notification costs are around 2%.
Recovery rate: 8.30		

Source: Doing Business database.

RESOLVING INSOLVENCY

A well-balanced bankruptcy system distinguishes companies that are financially distressed but economically viable from inefficient companies that should be liquidated. But in some insolvency systems even viable businesses are liquidated. This is starting to

change. Many recent reforms of bankruptcy laws have been aimed at helping more of the viable businesses survive. What insolvency reforms has *Doing Business* recorded in Ukraine (table 11.2)?

Table 11.2 How has Ukraine made resolving insolvency easier—or not?
By *Doing Business* report year from DB2011 to DB2016

DB year	Reform
DB2012	Ukraine amended its legislation on enforcement, introducing more guarantees for secured creditors.
DB2014	Ukraine made resolving insolvency easier by strengthening the rights of secured creditors, introducing new rehabilitation procedures and mechanisms, making it easier to invalidate suspect transactions and shortening the statutory periods for several steps of the insolvency process.

Source: *Doing Business* database.

Note: For information on reforms in earlier years (back to DB2005), see the *Doing Business* reports for these years, available at <http://www.doingbusiness.org>.

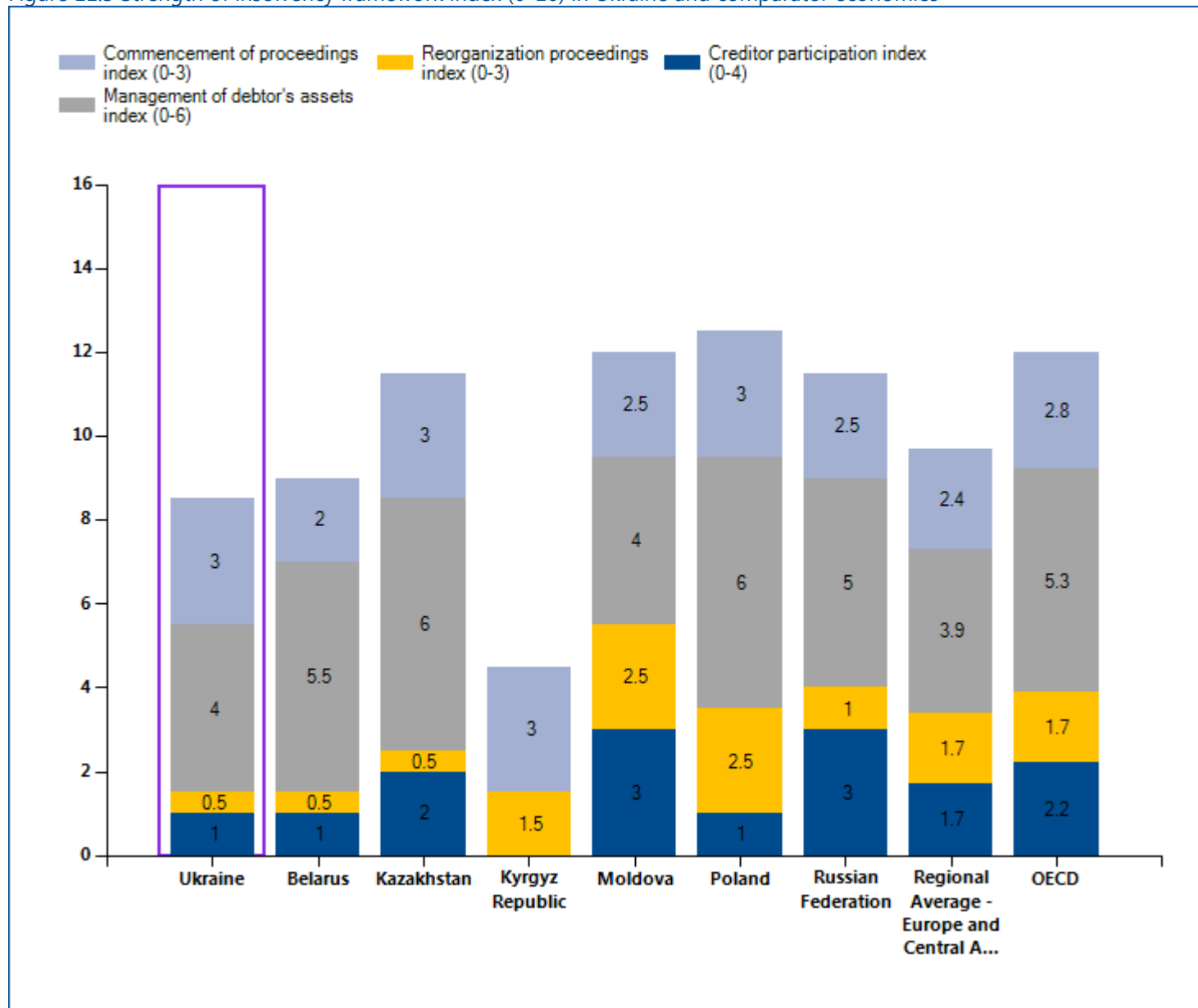
RESOLVING INSOLVENCY

Strength of resolving insolvency index

The strength of insolvency framework index is the sum of the scores on the commencement of proceedings index, management of debtor's assets index, reorganization proceedings index and creditor participation index. The index ranges from 0 to 16,

with higher values indicating insolvency legislation that is better designed for rehabilitating viable firms and liquidating nonviable ones. Ukraine's score on the strength of insolvency framework index is 8.50 out of 16.

Figure 11.3 Strength of insolvency framework index (0-16) in Ukraine and comparator economies



Source: Doing Business database.

Note: Even if the economy's legal framework includes provisions related to insolvency proceedings (liquidation or reorganization), the economy receives 0 points for the strength of insolvency framework index, if time, cost and outcome indicators are recorded as "no practice".

Table 11.3 Summary of data for the strength of insolvency framework index in Ukraine

	Answer	Score
Strength of insolvency framework index (0-16)		8.50
Commencement of proceedings index (0-3)		3.00
What procedures are available to a DEBTOR when commencing insolvency proceedings?	(a) Debtor may file for both liquidation and reorganization	1.0
Does the insolvency framework allow a CREDITOR to file for insolvency of the debtor?	(a) Yes, a creditor may file for both liquidation and reorganization	1.0
What basis for commencement of the insolvency proceedings is allowed under the insolvency framework?	(a) Debtor is generally unable to pay its debts as they mature	1.0
Management of debtor's assets index (0-6)		4.00
Does the insolvency framework allow the continuation of contracts supplying essential goods and services to the debtor?	Yes	1.0
Does the insolvency framework allow the rejection by the debtor of overly burdensome contracts?	Yes	1.0
Does the insolvency framework allow avoidance of preferential transactions?	Yes	1.0
Does the insolvency framework allow avoidance of undervalued transactions?	Yes	1.0
Does the insolvency framework provide for the possibility of the debtor obtaining credit after commencement of insolvency proceedings?	No	0.0
Does the insolvency framework assign priority to post-commencement credit?	(c) No priority is assigned to post-commencement creditors	0.0
Reorganization proceedings index (0-3)		0.50
Which creditors vote on the proposed reorganization plan?	(c) Other, please specify	0.5
Does the insolvency framework require that dissenting creditors in reorganization receive at least as much as what they would obtain in a liquidation?	No	0.0
Are the creditors divided into classes for the purposes of voting on the reorganization plan, does each class vote separately and are creditors in the same class treated equally?	No	0.0

	Answer	Score
Creditor participation index (0-4)		1.00
Does the insolvency framework require approval by the creditors for selection or appointment of the insolvency representative?	No	0.0
Does the insolvency framework require approval by the creditors for sale of substantial assets of the debtor?	No	0.0
Does the insolvency framework provide that a creditor has the right to request information from the insolvency representative?	No	0.0
Does the insolvency framework provide that a creditor has the right to object to decisions accepting or rejecting creditors' claims?	Yes	1.0

Source: *Doing Business* database.

LABOR MARKET REGULATION

Doing Business has historically studied the flexibility of regulation of employment, specifically as it relates to the areas of hiring, working hours and redundancy. This year *Doing Business* has expanded the scope of the labor market regulation indicators by adding 16 new questions, most of which focus on measuring job quality.

Over the period from 2007 to 2011 improvements were made to align the methodology for the labor market regulation indicators (formerly the employing workers indicators) with the letter and spirit of the International Labour Organization (ILO) conventions. Ten of the 189 ILO conventions cover areas now measured by *Doing Business* (up from four previously): employee termination, weekend work, holiday with pay, night work, protection against unemployment, sickness benefits, maternity protection, working hours, equal remuneration and labor inspections.

Between 2009 and 2011 the World Bank Group worked with a consultative group—including labor lawyers, employer and employee representatives, and experts from the ILO, the Organisation for Economic Co-operation and Development (OECD), civil society and the private sector—to review the methodology for the labor market regulation indicators and explore future areas of research.

A full report with the conclusions of the consultative group, along with the methodology it proposed, is available on the *Doing Business* website at: <http://www.doingbusiness.org/methodology/labor-market-regulation>.

Doing Business 2016 presents the data for the labor market regulation indicators in an annex. The report does not present rankings of economies on these indicators or include the topic in the aggregate distance to frontier score or ranking on the ease of doing business. Detailed data collected on labor market regulation are available on the *Doing Business* website (<http://www.doingbusiness.org>). The data on labor market regulation are based on a detailed questionnaire on employment regulations that is completed by local lawyers and public officials. Employment laws and

regulations as well as secondary sources are reviewed to ensure accuracy.

To make the data comparable across economies, several assumptions about the worker and the business are used.

The worker:

- Is a cashier in a supermarket or grocery store, age 19, with one year of work experience.
- Is a full-time employee.
- Is not a member of the labor union, unless membership is mandatory.

The business:

- Is a limited liability company (or the equivalent in the economy).
- Operates a supermarket or grocery store in the economy's largest business city. For 11 economies the data are also collected for the second largest business city.
- Has 60 employees.
- Is subject to collective bargaining agreements if such agreements cover more than 50% of the food retail sector and they apply even to firms that are not party to them.
- Abides by every law and regulation but does not grant workers more benefits than those mandated by law, regulation or (if applicable) collective bargaining agreements.

LABOR MARKET REGULATION

What are the details?

The data reported here for Ukraine are based on a detailed survey of labor market regulation that is completed by local lawyers and public officials.

Employment laws and regulations as well as secondary sources are reviewed to ensure accuracy.

Hiring

Data on hiring cover five areas: (i) whether fixed-term contracts are prohibited for permanent tasks; (ii) the maximum cumulative duration of fixed-term contracts; (iii) the minimum wage for a cashier, age 19, with one year of work experience; (iv) the ratio of the minimum

wage to the average value added per worker (the ratio of an economy's GNI per capita to the working-age population as a percentage of the total population), and (v) the availability of incentives for employers to hire employees under the age of 25*.

Hiring	Data
Fixed-term contracts prohibited for permanent tasks?	Yes
Maximum length of a single fixed-term contract (months)	No limit. (Except for seasonal works where the duration of a single fixed-term contract may not exceed the duration of a season--6 months at the most.)
Maximum length of fixed-term contracts, including renewals (months)	No limit
Minimum wage applicable to the worker assumed in the case study (US\$/month)	119.6
Ratio of minimum wage to value added per worker	0.3
Incentives for employing workers under age 25?	Yes

Source: *Doing Business* database.

*A new question introduced in the *Doing Business 2016* report for the first time.

LABOR MARKET REGULATION

Working hours

Data on working hours cover nine areas: i) the maximum number of working days allowed per week; (ii) the premium for night work (as a percentage of hourly pay); (iii) the premium for work on a weekly rest day (as a percentage of hourly pay); (iv) the premium for overtime work (as a percentage of hourly pay)*; (v) whether there are restrictions on night work; (vi) whether nonpregnant

and nonnursing women can work the same night hours as men*; (vii) whether there are restrictions on weekly holiday work; (viii) whether there are restrictions on overtime work*; and (ix) the average paid annual leave for workers with 1 year of tenure, 5 years of tenure, and 10 years of tenure.

Working Hours	Data
Maximum number of working days per week	5.5
Premium for night work (% of hourly pay)	20.0
Premium for work on weekly rest day (% of hourly pay)	100.0
Premium for overtime work (% of hourly pay)	100.0
Restrictions on night work?	0.0
Whether nonpregnant and nonnursing women can work the same night hours as men	No
Restrictions on weekly holiday?	1.0
Restrictions on overtime work?	Yes
Paid annual leave for a worker with 1 year of tenure (working days)	18.0
Paid annual leave for a worker with 5 years of tenure (working days)	18.0
Paid annual leave for a worker with 10 years of tenure (working days)	18.0
Paid annual leave (average for workers with 1, 5 and 10 years of tenure, in working days)	18.0

Source: *Doing Business* database.

*A new question introduced in the *Doing Business 2016* report for the first time.

LABOR MARKET REGULATION

Redundancy rules

Data on redundancy cover nine areas: (i) the length of the maximum probationary period (in months) for permanent employees; (ii) whether redundancy is allowed as a basis for terminating workers; (iii) whether the employer needs to notify a third party (such as a government agency) to terminate one redundant worker; (iv) whether the employer needs to notify a third party to terminate a group of nine redundant workers; (v)

whether the employer needs approval from a third party to terminate one redundant worker; (vi) whether the employer needs approval from a third party to terminate a group of nine redundant workers; (vii) whether the law requires the employer to reassign or retrain a worker before making the worker redundant; (viii) whether priority rules apply for redundancies; and (ix) whether priority rules apply for reemployment.

Redundancy rules	Data
Maximum length of probationary period (months)	3.0
Dismissal due to redundancy allowed by law?	Yes
Third-party notification if one worker is dismissed?	Yes
Third-party approval if one worker is dismissed?	No
Third-party notification if nine workers are dismissed?	Yes
Third-party approval if nine workers are dismissed?	No
Retraining or reassignment obligation before redundancy?	Yes
Priority rules for redundancies?	Yes
Priority rules for reemployment?	Yes

Source: *Doing Business* database.

LABOR MARKET REGULATION

Redundancy cost

Redundancy cost measures the cost of advance notice requirements and severance payments due when terminating a redundant worker, expressed in weeks of salary. The average value of notice requirements and

severance payments applicable to a worker with 1 year of tenure, a worker with 5 years and a worker with 10 years is considered. One month is recorded as 4 and 1/3 weeks.

Redundancy cost indicator (in salary weeks)	Data
Notice period for redundancy dismissal for a worker with 1 year of tenure	8.7
Notice period for redundancy dismissal for a worker with 5 years of tenure	8.7
Notice period for redundancy dismissal for a worker with 10 years of tenure	8.7
Notice period for redundancy dismissal (average for workers with 1, 5 and 10 years of tenure)	8.7
Severance pay for redundancy dismissal for a worker with 1 year of tenure	4.3
Severance pay for redundancy dismissal for a worker with 5 years of tenure	4.3
Severance pay for redundancy dismissal for a worker with 10 years of tenure	4.3
Severance pay for redundancy dismissal (average for workers with 1, 5 and 10 years of tenure)	4.3

Source: Doing Business database.

LABOR MARKET REGULATION

Job quality

Doing Business 2016 report presents, for the first time, data on 12 job quality areas: (i) whether the law mandates equal remuneration for work of equal value; (ii) whether the law mandates nondiscrimination based on gender in hiring, (iii) whether the law mandates paid or unpaid maternity leave; (iv) the minimum length of maternity leave in calendar days (minimum number of days that legally have to be paid by the government, the employer or both); (v) whether employees on maternity leave receive 100 % of wages; (vi) the availability of five fully paid days of sick leave a year; (vii) the availability of

on-the-job training at no cost to the employee; (viii) whether a worker is eligible for an unemployment protection scheme after one year of service; (ix) the minimum duration of the contribution period (in months) required for unemployment protection; (x) whether an employee can create or join a union; (xi) the availability of administrative or judicial relief in case of infringement of employees' rights; and (xii) the availability of a labor inspection system. If no maternity leave is mandated by law, parental leave is measured if applicable.

Job Quality	Data
Equal remuneration for work of equal value?	No
Gender nondiscrimination in hiring?	Yes
Paid or unpaid maternity leave mandated by law?	Yes
Minimum length of maternity leave (calendar days)?	126.0
Receive 100% of wages on maternity leave?	Yes
Five fully paid days of sick leave a year?	Yes
On-the-job training?	Yes
Unemployment protection after one year of employment?	Yes
Minimum contribution period for unemployment protection (months)?	6.0
Can employee create or join union?	Yes
Administrative or judicial relief for infringement of employees' rights?	Yes
Labor inspection system?	Yes

Source: *Doing Business* database.

DISTANCE TO FRONTIER AND EASE OF DOING BUSINESS RANKING

Doing Business presents results for two aggregate measures: the distance to frontier score and the ease of doing business ranking, which is based on the distance to frontier score. The ease of doing business ranking compares economies with one another; the distance to frontier score benchmarks economies with respect to regulatory best practice, showing the absolute distance to the best performance on each *Doing Business* indicator. When compared across years, the distance to frontier score shows how much the regulatory environment for local entrepreneurs in an economy has changed over time in absolute terms, while the ease of doing business ranking can show only how much the regulatory environment has changed relative to that in other economies.

Distance to Frontier

The distance to frontier score captures the gap between an economy's performance and a measure of best practice across the entire sample of 36 indicators for 10 *Doing Business* topics (the labor market regulation indicators are excluded). For starting a business, for example, the former Yugoslav Republic of Macedonia and New Zealand have the smallest number of procedures required (1), and New Zealand the shortest time to fulfill them (0.5 days). Slovenia has the lowest cost (0.0), and Australia, Colombia and 103 other economies have no paid-in minimum capital requirement (table 14.1 in the *Doing Business 2016* report).

Calculation of the distance to frontier score

Calculating the distance to frontier score for each economy involves two main steps. In the first step individual component indicators are normalized to a common unit where each of the 36 component indicators y (except for the total tax rate) is rescaled using the linear transformation $(\text{worst} - y)/(\text{worst} - \text{frontier})$. In this formulation the frontier represents the best performance on the indicator across all economies since 2005 or the third year in which data for the indicator were collected. Both the best performance and the worst performance are established every five years based on the *Doing Business* data for the year in which they are established, and remain at that level for the five years regardless of any changes in data in interim years. Thus an economy may set the frontier for an indicator

even though it is no longer at the frontier in a subsequent year.

For scores such as those on the strength of legal rights index or the quality of land administration index, the frontier is set at the highest possible value. For the total tax rate, consistent with the use of a threshold in calculating the rankings on this indicator, the frontier is defined as the total tax rate at the 15th percentile of the overall distribution for all years included in the analysis up to and including *Doing Business 2015*. For the time to pay taxes the frontier is defined as the lowest time recorded among all economies that levy the three major taxes: profit tax, labor taxes and mandatory contributions, and value added tax (VAT) or sales tax. For the different times to trade across borders, the frontier is defined as 1 hour even though in many economies the time is less than that.

In the same formulation, to mitigate the effects of extreme outliers in the distributions of the rescaled data for most component indicators (very few economies need 700 days to complete the procedures to start a business, but many need 9 days), the worst performance is calculated after the removal of outliers. The definition of outliers is based on the distribution for each component indicator. To simplify the process two rules were defined: the 95th percentile is used for the indicators with the most dispersed distributions (including minimum capital, number of payments to pay taxes, and the time and cost indicators), and the 99th percentile is used for number of procedures. No outlier is removed for component indicators bound by definition or construction, including legal index scores (such as the depth of credit information index, extent of conflict of interest regulation index and strength of insolvency framework index) and the recovery rate (figure 14.1).

In the second step for calculating the distance to frontier score, the scores obtained for individual indicators for each economy are aggregated through simple averaging into one distance to frontier score, first for each topic and then across all 10 topics: starting a business, dealing with construction permits, getting electricity, registering property, getting credit, protecting minority investors, paying taxes, trading across borders, enforcing contracts and resolving insolvency. More complex aggregation methods—such as principal components and unobserved components—yield a ranking nearly

identical to the simple average used by *Doing Business*⁴. Thus *Doing Business* uses the simplest method: weighting all topics equally and, within each topic, giving equal weight to each of the topic components⁵.

An economy's distance to frontier score is indicated on a scale from 0 to 100, where 0 represents the worst performance and 100 the frontier. All distance to frontier calculations are based on a maximum of five decimals. However, indicator ranking calculations and the ease of doing business ranking calculations are based on two decimals.

The difference between an economy's distance to frontier score in any previous year and its score in 2015 illustrates the extent to which the economy has closed the gap to the regulatory frontier over time. And in any given year the score measures how far an economy is from the best performance at that time.

Treatment of the total tax rate

The total tax rate component of the paying taxes indicator set enters the distance to frontier calculation in a different way than any other indicator. The distance to frontier score obtained for the total tax rate is transformed in a nonlinear fashion before it enters the distance to frontier score for paying taxes. As a result of the nonlinear transformation, an increase in the total tax rate has a smaller impact on the distance to frontier score for the total tax rate—and therefore on the distance to frontier score for paying taxes—for economies with a below-average total tax rate than it would have had before this approach was adopted in *Doing Business 2015* (line B is smaller than line A in figure 14.2 of the *Doing Business 2016* report). And for economies with an extreme total tax rate (a rate that is very high relative to the average), an increase has a greater impact on both these distance to frontier scores than it would have had before (line D is bigger than line C in figure 14.2 of the *Doing Business 2016* report).

⁴ See Djankov, Manraj and others (2005). Principal components and unobserved components methods yield a ranking nearly identical to that from the simple average method because both these methods assign roughly equal weights to the topics, since the pairwise correlations among indicators do not differ much. An alternative to the simple average method is to give different weights to the topics, depending on which are considered of more or less importance in the context of a specific economy.

⁵ For getting credit, indicators are weighted proportionally, according to their contribution to the total score, with a weight of 60% assigned to the strength of legal rights index and 40% to the depth of credit information index. Indicators for all other topics are assigned equal weights

The nonlinear transformation is not based on any economic theory of an "optimal tax rate" that minimizes distortions or maximizes efficiency in an economy's overall tax system. Instead, it is mainly empirical in nature. The nonlinear transformation along with the threshold reduces the bias in the indicator toward economies that do not need to levy significant taxes on companies like the *Doing Business* standardized case study company because they raise public revenue in other ways—for example, through taxes on foreign companies, through taxes on sectors other than manufacturing or from natural resources (all of which are outside the scope of the methodology). In addition, it acknowledges the need of economies to collect taxes from firms.

Calculation of scores for economies with 2 cities covered

For each of the 11 economies in which *Doing Business* collects data for the second largest business city as well as the largest one, the distance to frontier score is calculated as the population-weighted average of the distance to frontier scores for these two cities (table 13.1). This is done for the aggregate score, the scores for each topic and the scores for all the component indicators for each topic.

Table 13.1 Weights used in calculating the distance to frontier scores for economies with 2 cities covered

Economy	City	Weight (%)
Bangladesh	Dhaka	78
	Chittagong	22
Brazil	São Paulo	61
	Rio de Janeiro	39
China	Shanghai	55
	Beijing	45
India	Mumbai	47
	Delhi	53
Indonesia	Jakarta	78
	Surabaya	22
Japan	Tokyo	65
	Osaka	35
Mexico	Mexico City	83
	Monterrey	17
Nigeria	Lagos	77
	Kano	23
Pakistan	Karachi	65
	Lahore	35
Russian Federation	Moscow	70
	St. Petersburg	30
United States	New York	60
	Los Angeles	40

Source: United Nations, Department of Economic and Social Affairs, Population Division, World Urbanization Prospects, 2014 Revision. <http://esa.un.org/unpd/wup/CD-ROM/Default.aspx>.

Economies that improved the most across 3 or more *Doing Business* topics in 2014/15

Doing Business 2016 uses a simple method to calculate which economies improved the ease of doing business the most. First, it selects the economies that in 2014/15

implemented regulatory reforms making it easier to do business in 3 or more of the 10 topics included in this year's aggregate distance to frontier score. Changes making it more difficult to do business are subtracted from the total number of those making it easier to do business. Twenty-four economies meet this criterion: Armenia; Azerbaijan; Benin; Costa Rica; Côte d'Ivoire; Cyprus; Hong Kong SAR, China; Indonesia; Jamaica; Kazakhstan; Kenya; Lithuania; Madagascar; Mauritania; Morocco; Romania; the Russian Federation; Rwanda; Senegal; Togo; Uganda; the United Arab Emirates; Uzbekistan; and Vietnam. Second, *Doing Business* sorts these economies on the increase in their distance to frontier score from the previous year using comparable data.

Selecting the economies that implemented regulatory reforms in at least three topics and had the biggest improvements in their distance to frontier scores is intended to highlight economies with ongoing, broad-based reform programs. The improvement in the distance to frontier score is used to identify the top improvers because this allows a focus on the absolute improvement—in contrast with the relative improvement shown by a change in rankings—that economies have made in their regulatory environment for business.

Ease of *Doing Business* ranking

The ease of doing business ranking ranges from 1 to 189. The ranking of economies is determined by sorting the aggregate distance to frontier scores, rounded to 2 decimals.

RESOURCES ON THE *DOING BUSINESS* WEBSITE

Current features

News on the *Doing Business* project
<http://www.doingbusiness.org>

Rankings

How economies rank—from 1 to 189
<http://www.doingbusiness.org/rankings>

Data

All the data for 189 economies—topic rankings, indicator values, lists of regulatory procedures and details underlying indicators
<http://www.doingbusiness.org/data>

Reports

Access to *Doing Business* reports as well as subnational and regional reports, case studies and customized economy and regional profiles
<http://www.doingbusiness.org/reports>

Methodology

The methodologies and research papers underlying *Doing Business*
<http://www.doingbusiness.org/methodology>

Research

Abstracts of papers on *Doing Business* topics and related policy issues
<http://www.doingbusiness.org/research>

***Doing Business* reforms**

Short summaries of DB2016 business regulation reforms and lists of reforms since DB2008
<http://www.doingbusiness.org/reforms>

Historical data

Customized data sets since DB2004
<http://www.doingbusiness.org/custom-query>

Law library

Online collection of business laws and regulations relating to business
<http://www.doingbusiness.org/law-library>

Contributors

More than 11,400 specialists in 189 economies who participate in *Doing Business*
<http://www.doingbusiness.org/contributors/doing-business>

Entrepreneurship data

Data on business density (number of newly registered companies per 1,000 working-age people) for 136 economies
<http://www.doingbusiness.org/data/exploretopics/entrepreneurship>

Distance to frontier

Data benchmarking 189 economies to the frontier in regulatory practice and a distance to frontier calculator
<http://www.doingbusiness.org/data/distance-to-frontier>

Information on good practices

Showing where the many good practices identified by *Doing Business* have been adopted
<http://www.doingbusiness.org/data/good-practice>



Doing Business 2016 is the 13th in a series of annual reports investigating the regulations that enhance business activity and those that constrain it. The report provides quantitative indicators covering 11 areas of the business environment in 189 economies. The goal of the *Doing Business* series is to provide objective data for use by governments in designing sound business regulatory policies and to encourage research on the important dimensions of the regulatory environment for firms.

www.doingbusiness.org

